

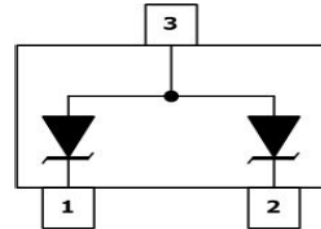
DESCRIPTION

The SMxx Series is designed for applications requiring transient overvoltage protection capability. They are intended for use in voltage and ESD sensitive equipment such as computers, printers, business machines, communication systems, medical equipment and other applications. These devices are ideal for situations where board space is at a premium.

This series has been specifically designed to protect sensitive components which are connected to power, data and transmission lines from overvoltage caused by ESD (electrostatic discharge), CDE (Cable Discharge Events), and EFT (electrical fast transients).

APPLICATIONS

- Cell Phone Handsets and Accessories
- Microprocessor based equipment
- Personal Digital Assistants (PDA's)
- Notebooks, Desktops, and Servers
- Portable Instrumentation
- Networking and Telecom
- Serial and Parallel Ports.
- Peripherals



FEATURES

- IEC61000-4-2 (ESD) $\pm 15\text{kV}$ (air), $\pm 8\text{kV}$ (contact)
- IEC61000-4-4 (EFT) 40A (5/50ns)
- 350 Watts Peak Pulse Power per (tp=8/20 μ s)
- Protects one bidirectional line or two unidirectional lines
- Low clamping voltage
- Working voltages : 3.3V to 36V
- Low leakage current

MACHANICAL DATA

- SOT-23 package
- Flammability Rating: UL 94V-0
- Packaging: Tape and Reel
- High temperature soldering guaranteed: 260 °C /10s
- Reel size: 7 inch
- MSL 1

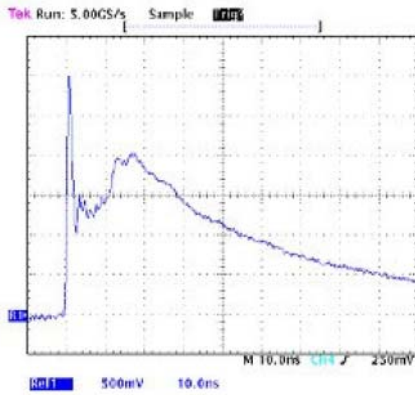
ABSOLUTE MAXIMUM RATING

| Symbol | Parameter | Value | Units |
|-----------|---------------------------------|---------------|-------|
| V_{ESD} | ESD per IEC 61000-4-2 (Air) | ±15 | kV |
| | ESD per IEC 61000-4-2 (Contact) | ±8 | |
| P_{PP} | Peak Pulse Power (8/20 μ s) | 350 | W |
| T_{OPT} | Operating Temperature | -55/+150 | °C |
| T_{STG} | Storage Temperature | -55/+150 | °C |
| T_L | Lead Soldering Temperature | 260 (10 sec.) | °C |

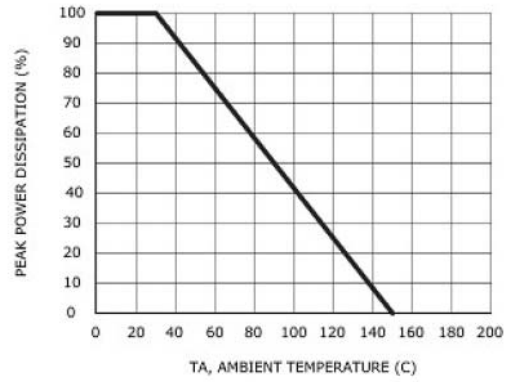
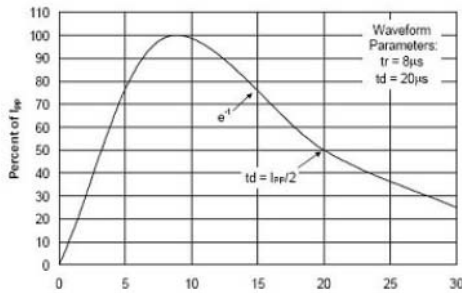
ELECTRICAL CHARACTERISTICS (Tamb=25)

| PART NUMBER | DEVICE MARKING | V_{RWM} (V) (max.) | V_B (V) (min.) | I_T (mA) | $V_C@1A$ (V) (max.) | V_C (V) (max.) (@A) | | I_R (μ A) (max.) | C_J (pF) (max.) |
|-------------|----------------|----------------------------|------------------------|---------------|---------------------------|-----------------------------|----|-------------------------------|-------------------------|
| SM03 | M03 | 3.3 | 4 | 1 | 7.0 | 14 | 20 | 40 | 450 |
| SM05 | M05 | 5 | 6 | 1 | 9.8 | 18 | 17 | 10 | 300 |
| SM08 | M08 | 8 | 8.5 | 1 | 13.4 | 24 | 15 | 2 | 240 |
| SM12 | M12 | 12 | 13.3 | 1 | 19 | 32 | 11 | 1 | 130 |
| SM15 | M15 | 15 | 16.7 | 1 | 24 | 38 | 10 | 1 | 120 |
| SM18 | M18 | 18 | 20 | 1 | 29 | 45 | 9 | 1 | 100 |
| SM20 | M20 | 20 | 22.3 | 1 | 35 | 50 | 8 | 1 | 90 |
| SM24 | M24 | 24 | 26.7 | 1 | 43 | 52 | 7 | 1 | 80 |
| SM36 | M36 | 36 | 40 | 1 | 60 | 75 | 5 | 1 | 60 |

ELECTRICAL CHARACTERISTICS CURVE

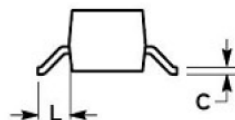
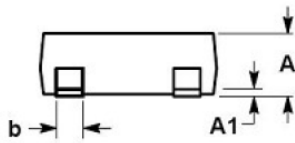
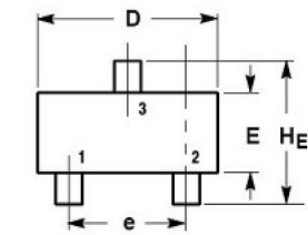


Pulse Waveform



Power Derating Curve

SOT-23 PACKAGE OUTLINE DIMENSIONS



| DIM | MILLIMETERS | | | INCHES | | |
|-----|-------------|------|------|--------|-------|-------|
| | MIN | NOM | MAX | MIN | NOM | MAX |
| A | 0.89 | 1.00 | 1.11 | 0.035 | 0.040 | 0.044 |
| A1 | 0.01 | 0.06 | 0.10 | 0.001 | 0.002 | 0.004 |
| b | 0.37 | 0.44 | 0.50 | 0.015 | 0.018 | 0.020 |
| c | 0.09 | 0.13 | 0.18 | 0.003 | 0.005 | 0.007 |
| D | 2.80 | 2.90 | 3.04 | 0.110 | 0.114 | 0.120 |
| E | 1.20 | 1.30 | 1.40 | 0.047 | 0.051 | 0.055 |
| e | 1.78 | 1.90 | 2.04 | 0.070 | 0.075 | 0.081 |
| L | 0.35 | 0.54 | 0.69 | 0.014 | 0.021 | 0.029 |
| HE | 2.10 | 2.40 | 2.64 | 0.083 | 0.094 | 0.104 |

Ordering information

| Order code | Package | Base qty | Delivery mode |
|------------|---------|----------|---------------|
| SMxx | SOT-23 | 3000 | Tape and reel |