


BC856 BC857 BC858

PNP TRANSISTOR

FEATURES

- Ideally suited for automatic insertion
- For Switching and AF Amplifier Applications

SOT-23



1.BASE
2.EMITTER
3.COLLECTOR

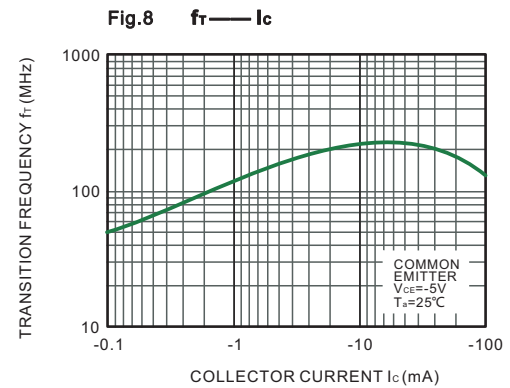
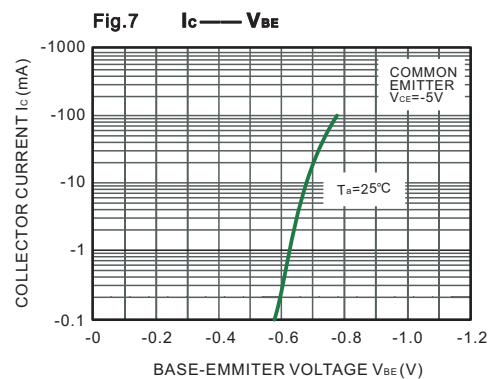
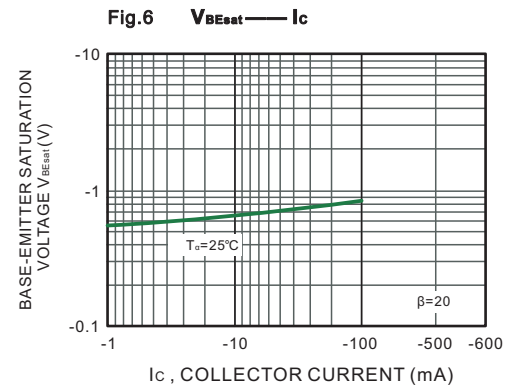
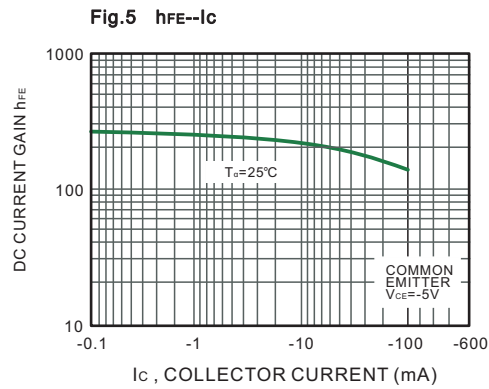
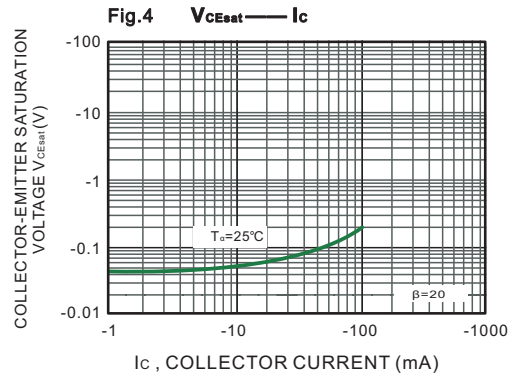
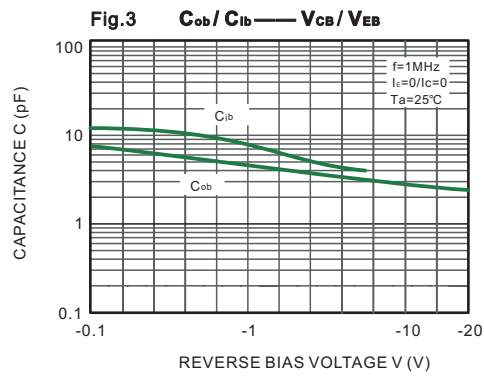
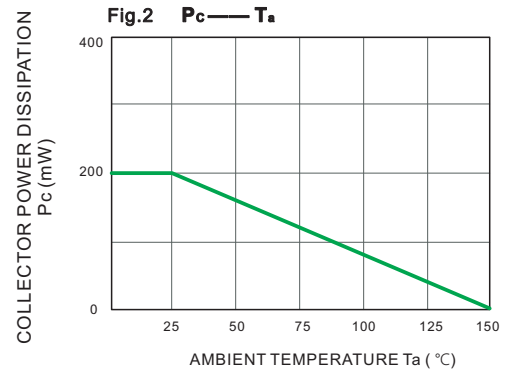
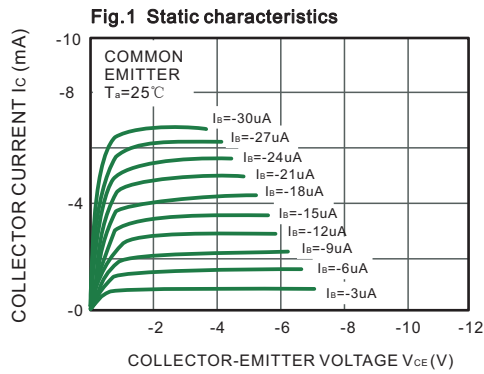
MAXIMUM RATINGS (Ta=25°C unless otherwise noted)

Parameter	Symbol	Value	Unit
Collector–Base Voltage	V _{CBO}	BC856 -80	V
		BC857 -50	
		BC858 -30	
Collector–Emitter Voltage	V _{CEO}	BC856 -65	V
		BC857 -45	
		BC858 -30	
Emitter–Base Voltage	V _{EBO}	-5	V
Collector Current — Continuous	I _C	-0.1	A
Collector Power Dissipation	P _C	200	mW
Thermal Resistance From Junction To Ambient	R _{thJA}	625	°C/W
Junction Temperature	T _J	150	°C
Storage Temperature	T _{stg}	-65~+150	°C

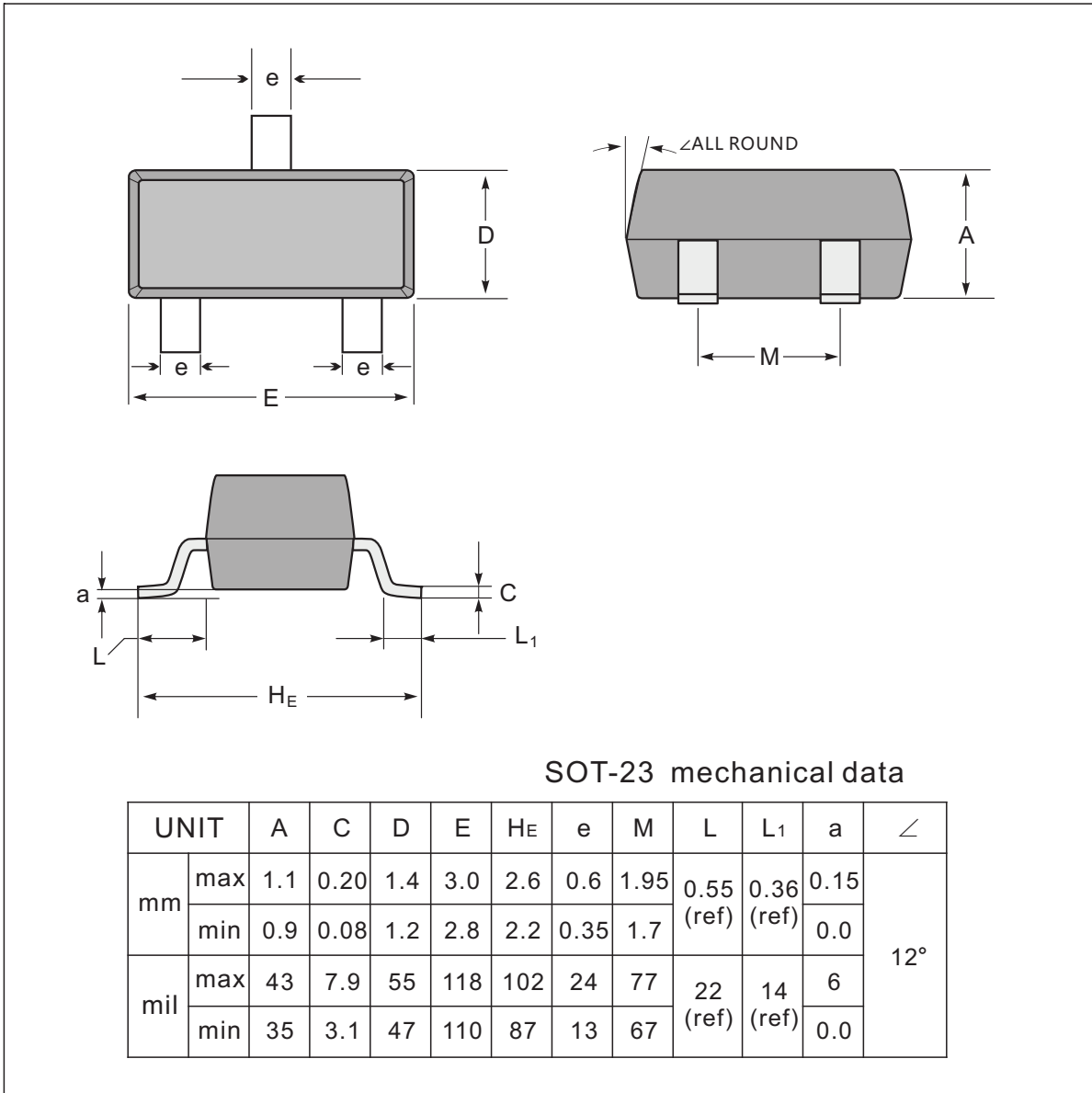
ELECTRICAL CHARACTERISTICS (TA = 25°C unless otherwise noted.)

Parameter	Symbol	Test conditions	Min	Max	Unit
Collector-base breakdown voltage	V _{CBO}	I _C = -10μA, I _E = 0	BC856 -80		V
			BC857 -50		
			BC858 -30		
Collector-emitter breakdown voltage	V _{CEO}	I _C = -10mA, I _B = 0	BC856 -65		V
			BC857 -45		
			BC858 -30		
Emitter-base breakdown voltage	V _{EBO}	I _E = -1μA, I _C = 0	-5		V
Collector cut-off current	I _{CBO}	V _{CB} = -70V, I _E = 0 V _{CB} = -45V, I _E = 0 V _{CB} = -25V, I _E = 0		-0.1	μA
			BC856		
			BC857 BC858		
Collector cut-off current	I _{CEO}	V _{CE} = -60V, I _B = 0 V _{CE} = -40V, I _B = 0 V _{CE} = -25V, I _B = 0		-0.1	μA
			BC856		
			BC857 BC858		
Emitter cut-off current	I _{EBO}	V _{EB} = -5V, I _C = 0		-0.1	μA
DC current gain	h _{FE}	V _{CE} = -5V, I _C = -2mA	BC856A, 857A, 858A 125	250	
			BC856B, 857B, 858B 220	475	
			BC857C, BC858C 420	800	
Collector-emitter saturation voltage	V _{CE(sat)}	I _C = -100mA, I _B = -5mA		-0.5	V
Base-emitter saturation voltage	V _{BE(sat)}	I _C = -100mA, I _B = -5mA		-1.1	V
Transition frequency	f _T	V _{CE} = -5V, I _C = -10mA, f = 100MHz	100		MHz
Collector capacitance	C _{ob}	V _{CB} = -10V, f = 1MHz		4.5	pF

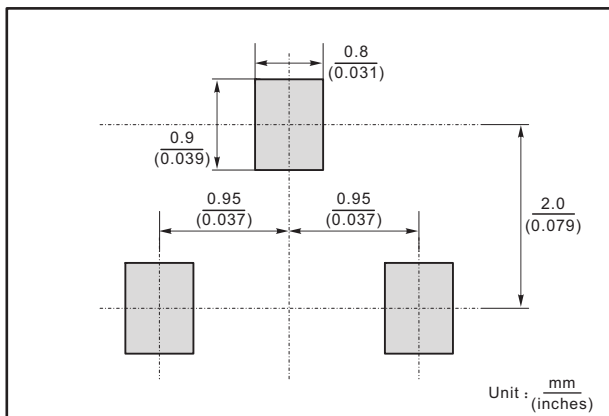
TYPICAL CHARACTERISTICS



SOT-23 Package Outline Dimensions



The recommended mounting pad size



Marking

Type number	Marking code
BC856A	3A
BC856B	3B
BC857A	3E
BC857B	3F
BC857C	3G
BC858A	3J
BC858B	3K
BC858C	3L