

# EVVOSEMI<sup>®</sup>

THINK CHANGE DO



ESD



TVS



MOS



LDO



Diode



Sensor



DC-DC

## Product Specification

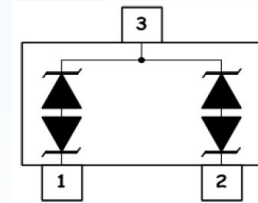
▶ Domestic	Part Number	SMxxOC
▶ Overseas	Part Number	SMxxOC
▶ Equivalent	Part Number	SMxxOC

EV is the abbreviation of name EVVO

## DESCRIPTION

The SMxxOC Series is designed for applications requiring transient overvoltage protection capability. They are intended for use in voltage and ESD sensitive equipment such as computers, printers, business machines, communication systems, medical equipment and other applications. These devices are ideal for situations where board space is at a premium.

This series has been specifically designed to protect sensitive components which are connected to power, data and transmission lines from overvoltage caused by ESD(electrostatic discharge), CDE (Cable Discharge Events),and EFT (electrical fast transients).



## Features

- 130 Watts Peak Pulse Power per (8/20 $\mu$ s)
- IEC61000-4-2 (ESD)  $\pm$ 15kV (air),  $\pm$ 8kV (contact)
- IEC61000-4-4 (EFT) 40A (5/50ns)
- Protects two bidirectional line
- Low clamping voltage
- Low leakage current
- Working voltages : 5.0V, 12V
- Meets MSL 1 Requirements

## Applications

- Cell Phone Handsets and Accessories
- Microprocessor based equipment
- Personal Digital Assistants (PDA's)
- Notebooks, Desktops, and Servers
- Portable Instrumentation
- Networking and Telecom
- Serial and Parallel Ports
- Quick charger

## Mechanical Characteristics

- Terminal: Matte tin plated.
- High temperature soldering guaranteed: 260 $^{\circ}$ C/10s

## Absolute Maximum Ratings ( $T_A=25^{\circ}$ C unless otherwise specified)

Parameter	Symbol	Value	Unit
ESD per IEC 61000-4-2 (Air)	VESD	$\pm$ 30	KV
ESD per IEC 61000-4-2 (Contact)		$\pm$ 20	
Peak Pulse Power(tp=8/20us waveform)	PPP	130	W
Operating Temperature	T <sub>OPT</sub>	-55 to +150	$^{\circ}$ C
Storage Temperature	T <sub>STG</sub>	-55 to +150	$^{\circ}$ C
Lead Solder Temperature – Maximum (10 Second Duration)	T <sub>L</sub>	260(10 sec.)	$^{\circ}$ C

**Electrical Characteristics** ( $T_A=25^{\circ}\text{C}$  unless otherwise specified)

PART NUMBER	DEVICE MARKING	$V_{RWM}$ (V) (max.)	$V_B$ (V) (min.)	$I_T$ (mA)	$V_C@1A$ (V) (max.)	$V_C$ (V) (max.) (@A)	$I_R$ ( $\mu\text{A}$ ) (max.)	$C_T$ (pF) (max.)
SM05OC	CO05	5.0	5.6	1	8.5	16.0	8	15
SM12OC	CO12	12.0	13.3	1	19	26.0	5	15

The above data are for reference only.

**ELECTRICAL CHARACTERISTICS CURVE**

Fig 1 8/20 $\mu\text{s}$  Waveform per IEC61000-4-5

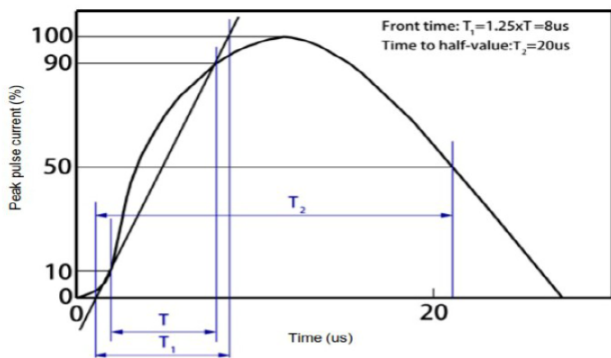


Fig 2 Contact Discharge Current Waveform per IEC 61000-4-2)

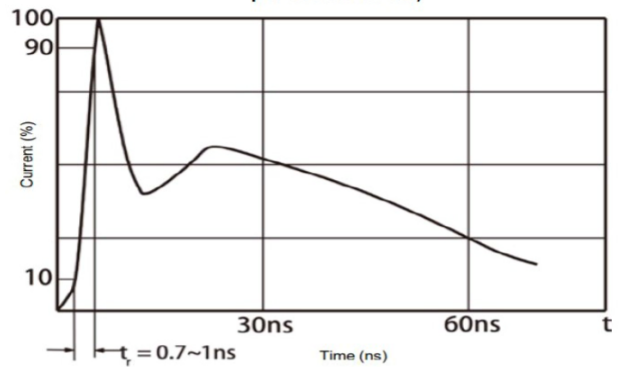


Fig 3 Voltage vs Capacitance

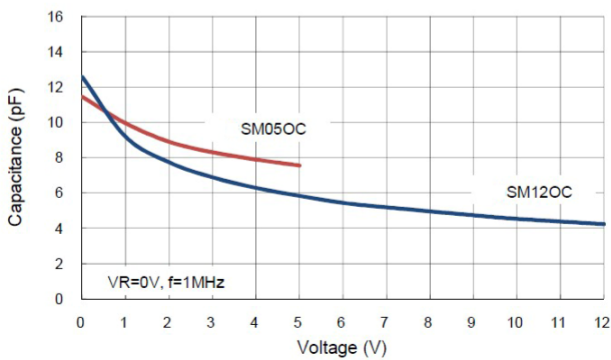
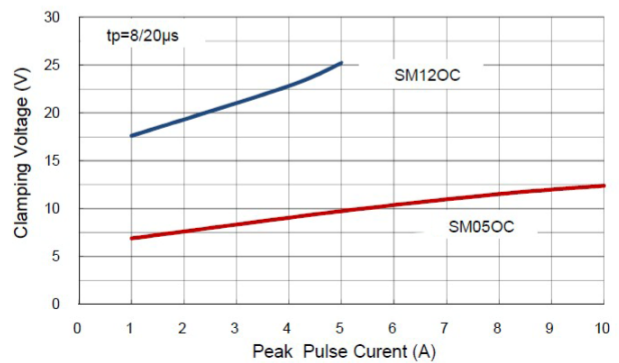
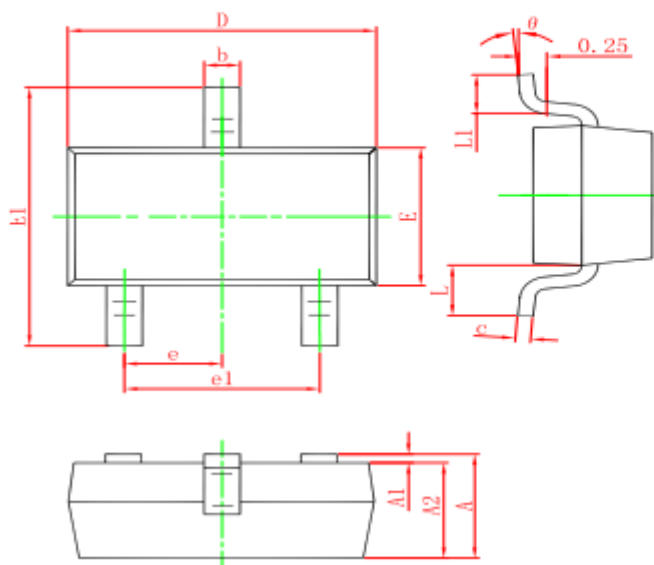


Fig 4 Peak Pulse Current vs Clamping Voltage



The curve above is for reference only.

### SOT-23 PACKAGE OUTLINE DIMENSIONS



Symbol	Dimensions In Millimeters		Dimensions In Inches	
	Min.	Max.	Min.	Max.
A	0.900	1.150	0.035	0.045
A1	0.000	0.100	0.000	0.004
A2	0.900	1.050	0.035	0.041
b	0.300	0.500	0.012	0.020
c	0.080	0.150	0.003	0.006
D	2.800	3.000	0.110	0.118
E	1.200	1.400	0.047	0.055
E1	2.250	2.550	0.089	0.100
e	0.950 TYP.		0.037 TYP.	
e1	1.800	2.000	0.071	0.079
L	0.550 REF.		0.022 REF.	
L1	0.300	0.500	0.012	0.020
θ	0°	8°	0°	8°

### Ordering information

Order code	Package	Baseqty	Deliverymode	Marking
SM05OC	SOT-23	3000	Tape and reel	CO05
SM12OC	SOT-23	3000	Tape and reel	CO12



## Disclaimer

EVVOSEMI ("EVVO") reserves the right to make corrections, enhancements, improvements, and other changes to its products and services at any time, and to discontinue any product or service without notice.

EVVO warrants the performance of its hardware products to the specifications applicable at the time of sale in accordance with its standard warranty. Testing and other quality control techniques are used as deemed necessary by EVVO to support this warranty. Except where mandated by government requirements, testing of all parameters of each product is not necessarily performed.

Customers should obtain and confirm the latest product information and specifications before final design, purchase, or use. EVVO makes no warranty, representation, or guarantee regarding the suitability of its products for any particular purpose, nor does EVVO assume any liability for application assistance or customer product design. EVVO does not warrant or accept any liability for products that are purchased or used for any unintended or unauthorized application.

EVVO products are not authorized for use as critical components in life support devices or systems without the express written approval of EVVOSEMI.

The EVVO logo and EVVOSEMI are trademarks of EVVOSEMI or its subsidiaries in relevant jurisdictions. EVVO reserves the right to make changes without further notice to any products herein.