

EVVOSEMI[®]

THINK CHANGE DO



ESD



TVS



MOS



LDO



Diode



Sensor



DC-DC

Product Specification

▶ Domestic	Part Number	LESD8D5.0CAT5G
▶ Overseas	Part Number	LESD8D5.0CAT5G
▶ Equivalent	Part Number	LESD8D5.0CAT5G

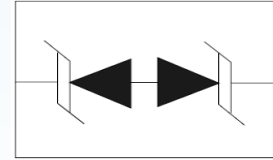
EV is the abbreviation of name EVVO

Discription

The LESD8D5.0CAT5G is designed to protect voltage sensitive components from ESD.

Excellent clamping capability, low leakage, and fast response time ,make these parts ideal for ESD protection on designs where board space is at a premium.

Because of its small size, it is suited for use in cellular phones, MP3 players, digital cameras and many other portable applications where board space is at a premium.



Features

- Low Leakage
- Response Time is Typically < 1 ns
- ESD Rating of Class 3 (> 16 kV) per Human Body Model
- IEC61000-4-2 Level 4 ESD Protection
- These are Pb-Free Devices
- We declare that the material of product compliance with RoHS requirements.

Applications

- Cellular phones
- audio MP3 players
- Digital cameras
- Portable
- applications mobile telephone

MAXIMUM RATINGS

Rating	Symbol	Value	Unit
IEC 61000-4-2 (ESD) Air discharge Contact discharge		±25 ±20	kV kV
Total Power Dissipation on FR-5 Board (Note 1) @ T _A =25 °C	PD	200	mW
Junction and Storage Temperature Range	T _J ,T _{STG}	-55 to 150	°C
Lead Solder Temperature – Maximum (10 Second Duration)	TL	260	°C

Stresses exceeding Maximum Ratings may damage the device. Maximum Rating are stress ratings only. Functional operation above the Recommended Operating Conditions is not implied. Extended exposure to stresses above the Recommended Operating Conditions may affect device reliability.

1. FR-5 = 1.0*0.75*0.62 in.

ELECTRICAL CHARACTERISTICS

Device	V _{RWM} (V)	I _{R1} (μA) @ V _{RWM}	I _{R2} (μA) @ V _R =3.5V	V _{BR} (V) @ I _T (Note 2)		I _T	V _C (V) @ I _{PP} = 1 A (Note 3)	V _C (V) @ MAX I _{PP} (Note 3)	I _{PP} (A) (Note 3)	P _{PK} (W) (Note 3)	C (pF)
	Max	Max	Max	Min	Max	mA	Max	Max	Max	Max	Max
LESD8D5.0CA	5.0	0.5	0.3	5.6	8.0	1.0	9.8	12.5	5.5	69	15

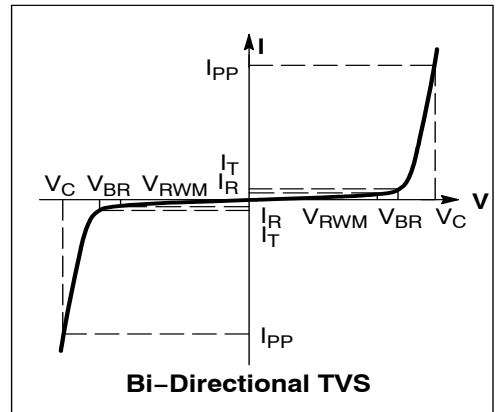
Other voltage available upon request.

- V_{BR} is measured with a pulse test current I_T at an ambient temperature of 25°C
- Surge current waveform per Figure 3.

ELECTRICAL CHARACTERISTICS

(T_A = 25°C unless otherwise noted)

Symbol	Parameter
I _{PP}	Maximum Reverse Peak Pulse Current
V _C	Clamping Voltage @ I _{PP}
V _{RWM}	Working Peak Reverse Voltage
I _R	Maximum Reverse Leakage Current @ V _{RWM}
V _{BR}	Breakdown Voltage @ I _T
I _T	Test Current
P _{pk}	Peak Power Dissipation
C	Capacitance @ V _R = 0 and f = 1.0 MHz



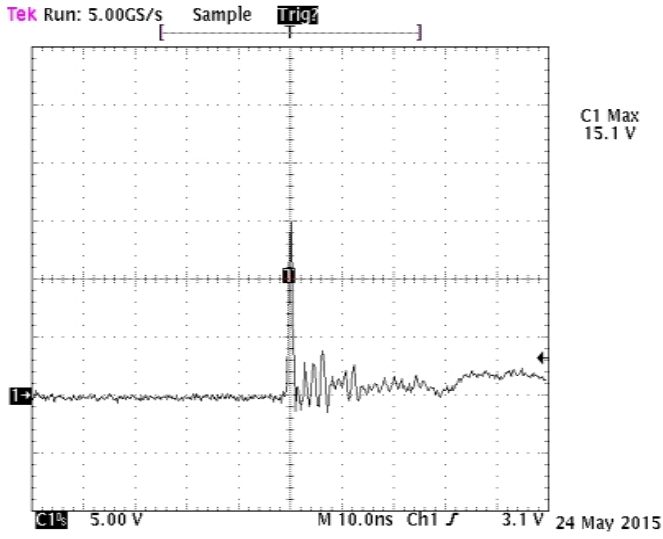


Fig1. ESD Clamping Voltage Screenshot Positive 8 kV Contact per IEC61000-4-2

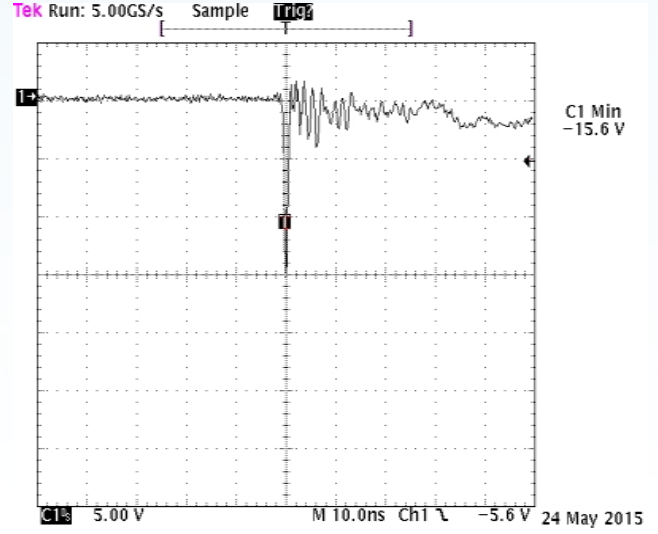


Fig2. ESD Clamping Voltage Screenshot Negative 8 kV Contact per IEC61000-4-2

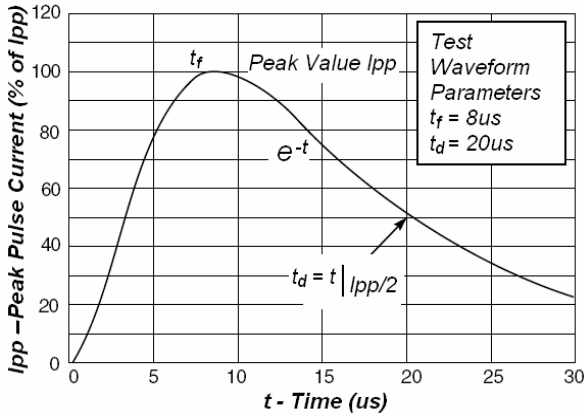
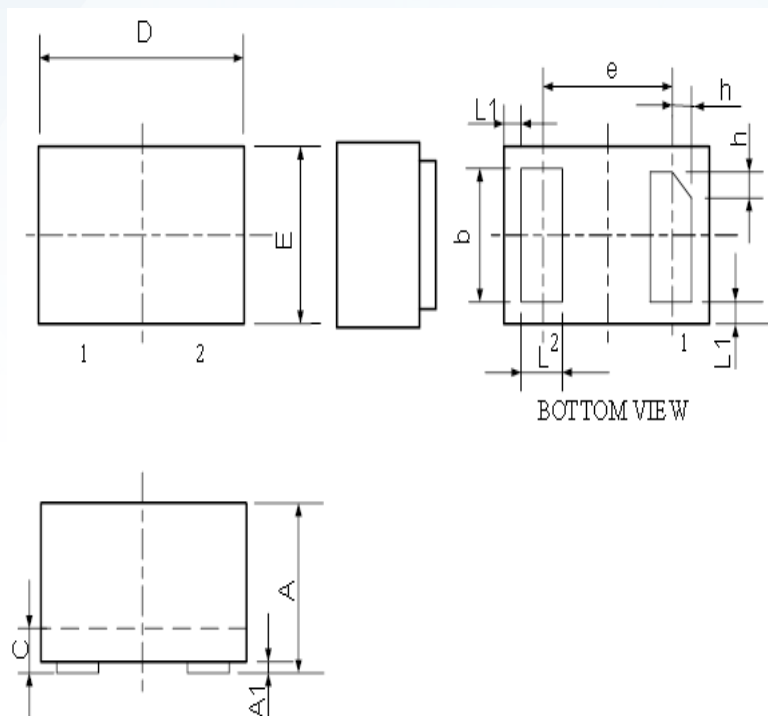


Fig3. Pulse Waveform

SOD-882 PACKAGE OUTLINE DIMENSIONS



Symbol	Dimensions In Millimeters	
	Minimum	Maximum
A	0.450	0.550
A1	0.000	0.050
b	0.45	0.55
C	0.12	0.18
D	0.950	1.050
e	0.65BSC	
E	0.550	0.650
L	0.200	0.300
L1	0.05REF	
h	0.07	0.17

Marking



Ordering information

Order code	Package	Baseqty	Deliverymode
LESD8D5.0CAT5G	SOD-882	10000	Tape and reel

Disclaimer

EVVOSEMI ("EVVO") reserves the right to make corrections, enhancements, improvements, and other changes to its products and services at any time, and to discontinue any product or service without notice.

EVVO warrants the performance of its hardware products to the specifications applicable at the time of sale in accordance with its standard warranty. Testing and other quality control techniques are used as deemed necessary by EVVO to support this warranty. Except where mandated by government requirements, testing of all parameters of each product is not necessarily performed.

Customers should obtain and confirm the latest product information and specifications before final design, purchase, or use. EVVO makes no warranty, representation, or guarantee regarding the suitability of its products for any particular purpose, nor does EVVO assume any liability for application assistance or customer product design. EVVO does not warrant or accept any liability for products that are purchased or used for any unintended or unauthorized application.

EVVO products are not authorized for use as critical components in life support devices or systems without the express written approval of EVVOSEMI.

The EVVO logo and EVVOSEMI are trademarks of EVVOSEMI or its subsidiaries in relevant jurisdictions. EVVO reserves the right to make changes without further notice to any products herein.