

EVVOSEMI[®]

THINK CHANGE DO



ESD



TVS



MOS



LDO



Diode



Sensor



DC-DC

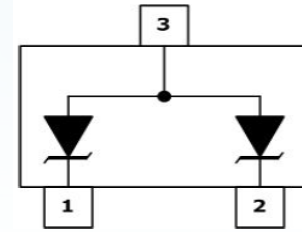
Product Specification

▶ Domestic	Part Number	PESD36VS2UT
▶ Overseas	Part Number	PESD36VS2UT
▶ Equivalent	Part Number	PESD36VS2UT

EV is the abbreviation of name EVVO

Features

- Unidirectional ESD protection of two lines
- Low diode capacitance: $C_d = 17 \text{ pF}$
- Max. peak pulse power: $P_{PP} = 160 \text{ W}$
- Low clamping voltage: $V_{CL} = 55 \text{ V}$
- Ultra low leakage current: $I_{RM} \leq 1 \mu\text{A}$
- ESD protection up to 30 kV
- IEC 61000-4-2; level 4 (ESD)
- IEC 61000-4-5 (surge); $I_{PP} = 2.5 \text{ A}$
- AEC-Q101 qualified



Applications

- Computers and peripherals
- Audio and video equipment
- Cellular handsets and accessories
- Subscriber Identity Module (SIM) card protection
- Portable electronics
- Communication systems
- 10/100 Mbit/s Ethernet

MACHANICAL DATA

- SOT-23 package
- Flammability Rating: UL 94V-0
- Packaging: Tape and Reel
- High temperature soldering guaranteed: 260°C/10S
- MSL 1

Quick reference data

$T_{amb} = 25 \text{ °C}$ unless otherwise specified.

Symbol	Parameter	Conditions	Min	Typ	Max	Unit
Per diode						
V_{RWM}	reverse standoff voltage		-	-	36	V
C_d	diode capacitance	$f = 1 \text{ MHz}; V_R = 0 \text{ V}$	-	17	35	pF

Limiting values

In accordance with the Absolute Maximum Rating System (IEC 60134).

Symbol	Parameter	Conditions		Min	Max	Unit
Per diode						
P _{PP}	peak pulse power	t _p = 8/20 μs	[1][2]	-	160	W
I _{PP}	peak pulse current	t _p = 8/20 μs	[1][2]	-	2.5	A
Per device						
T _j	junction temperature			-	150	°C
T _{amb}	ambient temperature			-55	+150	°C
T _{stg}	storage temperature			-65	+150	°C

[1] Non-repetitive current pulse 8/20 μs exponential decay waveform according to IEC 61000-4-5.

[2] Measured from pin 1 or 2 to pin 3.

ESD maximum ratings

T_{amb} = 25 °C unless otherwise specified.

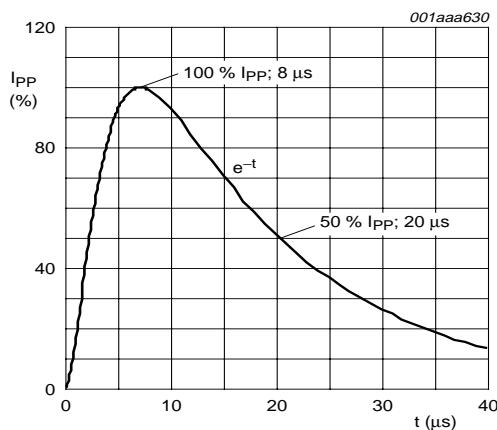
Symbol	Parameter	Conditions		Min	Max	Unit
Per diode						
V _{ESD}	electrostatic discharge voltage	IEC 61000-4-2 (contact discharge)	[1][2]	-	30	kV
		machine model	[2]	-	400	V
		MIL-STD-883 (human body model)		-	8	kV

[1] Device stressed with ten non-repetitive ESD pulses.

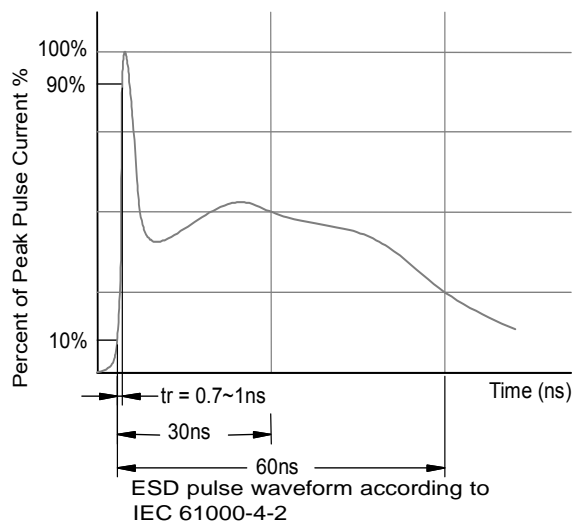
[2] Measured from pin 1 to pin 2.

ESD standards compliance

Standard	Conditions
Per diode	
IEC 61000-4-2; level 4 (ESD)	> 15 kV (air); > 8 kV (contact)
MIL-STD-883; class 3 (human body model)	> 4 kV



8/20 μs pulse waveform according to IEC 61000-4-5



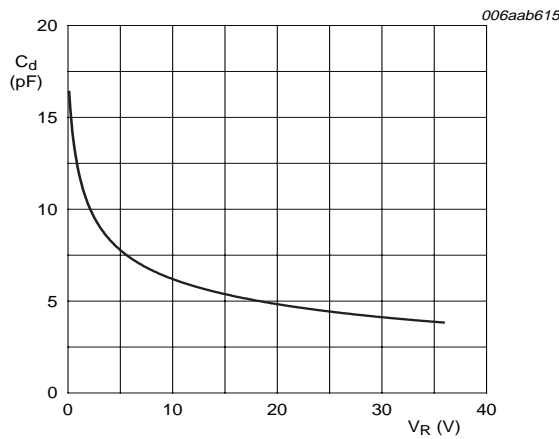
Characteristics

T_{amb} = 25 °C unless otherwise specified.

Symbol	Parameter	Conditions	Min	Typ	Max	Unit
Per diode						
V _{RWM}	reverse standoff voltage		-	-	36	V
I _{RM}	reverse leakage current	V _{RWM} = 30 V	-	< 0.02	1	μA
V _{BR}	breakdown voltage	I _R = 5 mA	40	44	-	V
C _d	diode capacitance	f = 1 MHz; V _R = 0 V	[1]	17	35	pF
V _{CL}	clamping voltage	I _{PP} = 1 A	[1][2]	55	60	V
r _{dif}	differential resistance	I _R = 0.5 mA	-	-	300	Ω

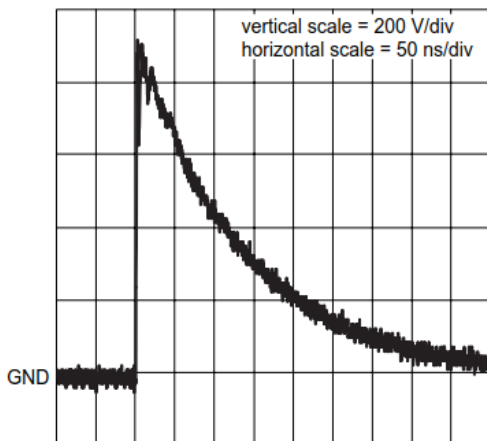
[1] Measured from pin 1 or 2 to pin 3.

[2] Non-repetitive current pulse 8/20 μs exponential decay waveform according to IEC 61000-4-5.

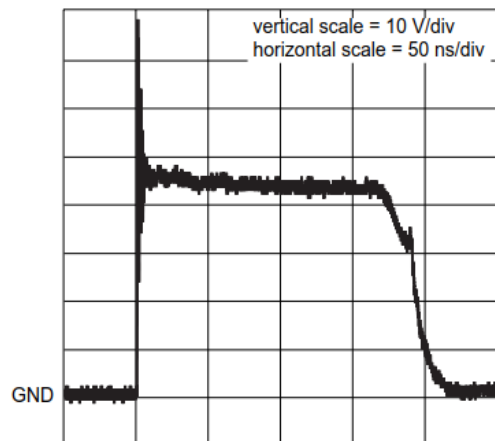


f = 1 MHz; T_{amb} = 25 °C

Diode capacitance as a function of reverse voltage; typical values

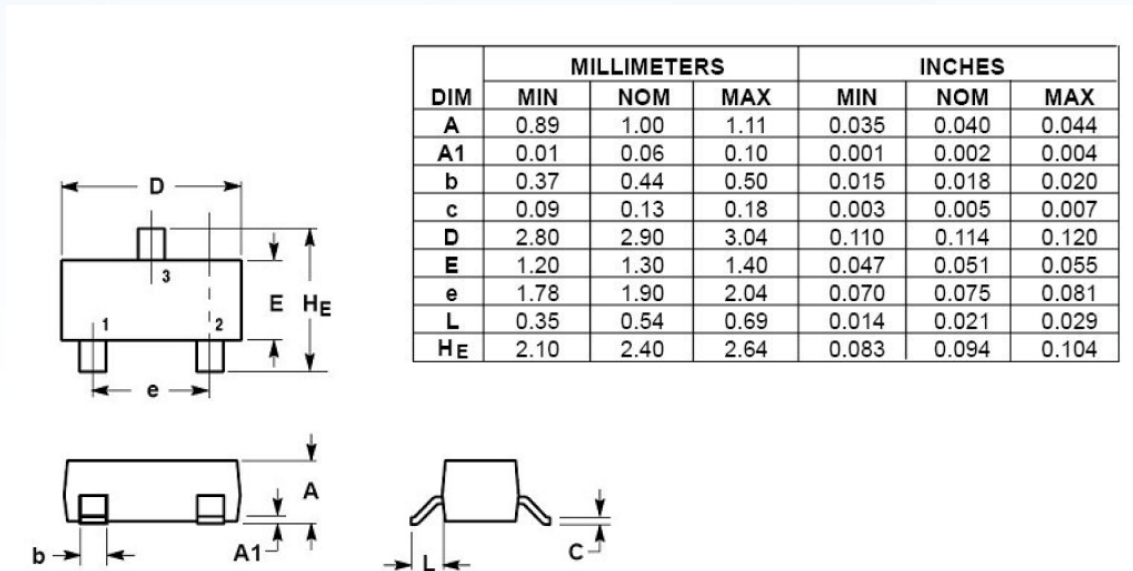


unclamped +1 kV ESD voltage waveform
(IEC61000-4-2 network)




clamped +1 kV ESD voltage waveform
(IEC61000-4-2 network)

SOT-23 PACKAGE OUTLINE DIMENSIONS



Marking



Ordering information

Order code	Package	Baseqty	Deliverymode
PESD36VS2UT	SOT-23	3000	Tape and reel

Disclaimer

EVVOSEMI ("EVVO") reserves the right to make corrections, enhancements, improvements, and other changes to its products and services at any time, and to discontinue any product or service without notice.

EVVO warrants the performance of its hardware products to the specifications applicable at the time of sale in accordance with its standard warranty. Testing and other quality control techniques are used as deemed necessary by EVVO to support this warranty. Except where mandated by government requirements, testing of all parameters of each product is not necessarily performed.

Customers should obtain and confirm the latest product information and specifications before final design, purchase, or use. EVVO makes no warranty, representation, or guarantee regarding the suitability of its products for any particular purpose, nor does EVVO assume any liability for application assistance or customer product design. EVVO does not warrant or accept any liability for products that are purchased or used for any unintended or unauthorized application.

EVVO products are not authorized for use as critical components in life support devices or systems without the express written approval of EVVOSEMI.

The EVVO logo and EVVOSEMI are trademarks of EVVOSEMI or its subsidiaries in relevant jurisdictions. EVVO reserves the right to make changes without further notice to any products herein.