

EVVOSEMI[®]

THINK CHANGE DO



ESD



TVS



MOS



LDO



Diode



Sensor



DC-DC

Product Specification

▶ Domestic	Part Number	TIP125-TIP127
▶ Overseas	Part Number	TIP125-TIP127
▶ Equivalent	Part Number	TIP125-TIP127

EV is the abbreviation of name EVVO

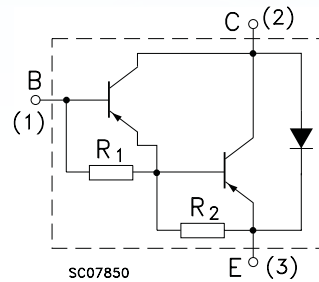

Silicon PNP Darlington Power Transistors

DESCRIPTION

- With TO-220 package
- DARLINGTON
- High DC current gain
- Low collector saturation voltage
- Complement to type TIP120/121/122

APPLICATIONS

- Designed for general-purpose amplifier and low-speed switching applications



PINNING

PIN	DESCRIPTION
1	Base
2	Collector; connected to mounting base
3	Emitter

Absolute maximum ratings($T_c=25$)

SYMBOL	PARAMETER	CONDITIONS	VALUE	UNIT
V_{CBO}	Collector-base voltage	TIP125	-60	V
		TIP126	-80	
		TIP127	-100	
V_{CEO}	Collector-emitter voltage	TIP125	-60	V
		TIP126	-80	
		TIP127	-100	
V_{EBO}	Emitter-base voltage	Open collector	-5	V
I_C	Collector current-DC		-5	A
I_{CM}	Collector current-Pulse		-8	A
I_B	Base current-DC		-120	mA
P_C	Collector power dissipation	$T_c=25$	65	W
		$T_a=25$	2	
T_j	Junction temperature		150	
T_{stg}	Storage temperature		-65~150	

CHARACTERISTICS
T_j=25 unless otherwise specified

SYMBOL	PARAMETER	CONDITIONS	MIN	TYP.	MAX	UNIT	
V _{CE0(SUS)}	Collector-emitter sustaining voltage	TIP125	-60			V	
		TIP126	-80				
		TIP127	-100				
V _{CEsat-1}	Collector-emitter saturation voltage	I _C =-3A, I _B =-12mA			-2.0	V	
V _{CEsat-2}	Collector-emitter saturation voltage	I _C =-5A, I _B =-20mA			-4.0	V	
V _{BE}	Base-emitter on voltage	I _C =-3.0A; V _{CE} =-3V			-2.5	V	
I _{CBO}	Collector cut-off current	TIP125	V _{CB} =-60V, I _E =0			-0.2	mA
		TIP126	V _{CB} =-80V, I _E =0				
		TIP127	V _{CB} =-100V, I _E =0				
I _{CEO}	Collector cut-off current	TIP125	V _{CE} =-30V, I _B =0			-0.5	mA
		TIP126	V _{CE} =-40V, I _B =0				
		TIP127	V _{CE} =-50V, I _B =0				
I _{EBO}	Emitter cut-off current	V _{EB} =-5V; I _C =0			-2	mA	
h _{FE-1}	DC current gain	I _C =-0.5A; V _{CE} =-3V	1000				
h _{FE-2}	DC current gain	I _C =-3.0A; V _{CE} =-3V	1000				
C _{ob}	Output capacitance	I _E =0; V _{CB} =-10V, f=0.1MHz			300	pF	

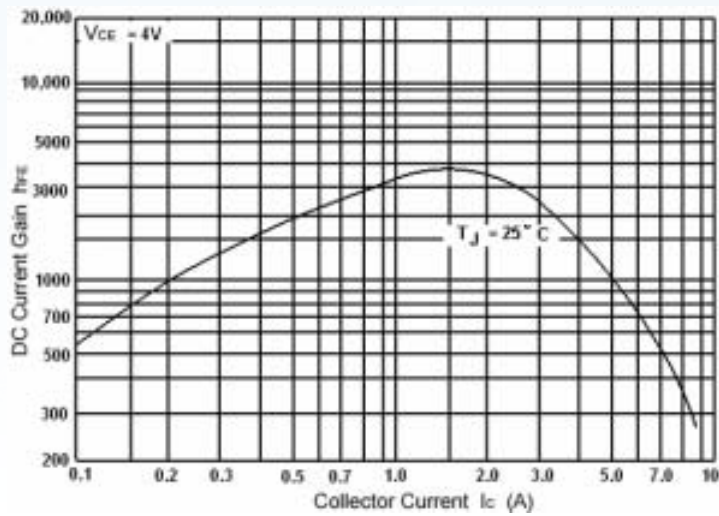


Fig.3 DC current Gain

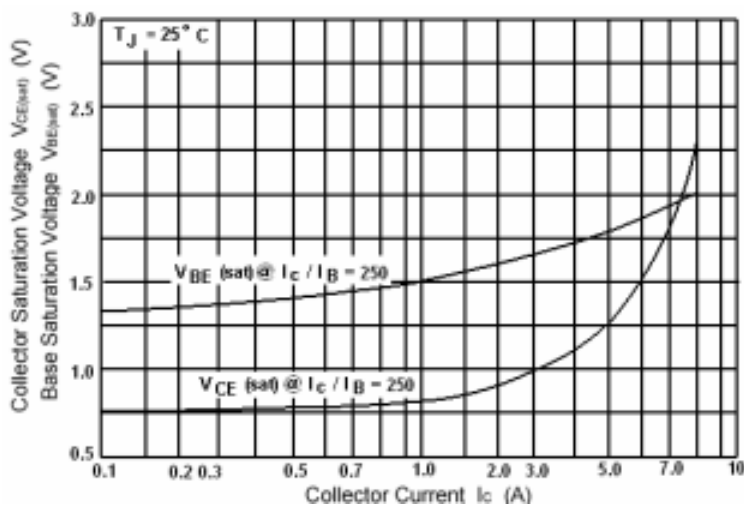


Fig.4 Base-Emitter Saturation Voltage
Collector-Emitter Saturation Voltage


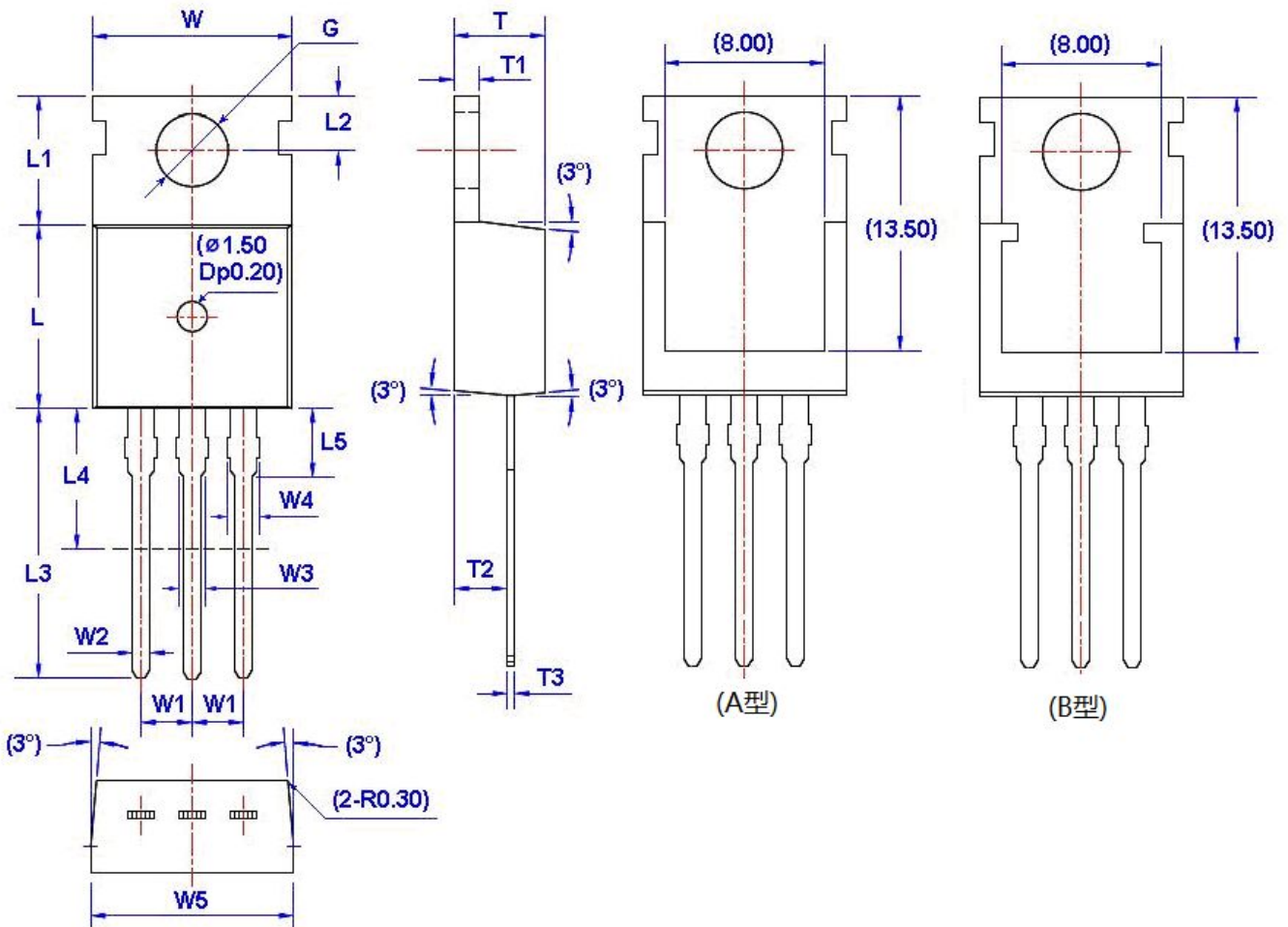


Fig.5 Safe Operating Area

TO-220 Package Dimensions



Unit: mm

Symbol	Size		Symbol	Size		Symbol	Size		Symbol	Size	
	Min	Max		Min	Max		Min	Max		Min	Max
W	9.66	10.28	W5	9.80	10.20	L4**	6.20	6.60	T3	0.45	0.60
W1	2.54 (TYP)		L	9.00	9.40	L5	2.79	3.30	G(Φ)	3.50	3.70
W2	0.70	0.95	L1	6.40	6.80	T	4.30	4.70			
W3	1.17	1.37	L2	2.70	2.90	T1	1.15	1.40			
W4*	1.32	1.72	L3	12.70	14.27	T2	2.20	2.60			

Disclaimer

EVVOSEMI ("EVVO") reserves the right to make corrections, enhancements, improvements, and other changes to its products and services at any time, and to discontinue any product or service without notice.

EVVO warrants the performance of its hardware products to the specifications applicable at the time of sale in accordance with its standard warranty. Testing and other quality control techniques are used as deemed necessary by EVVO to support this warranty. Except where mandated by government requirements, testing of all parameters of each product is not necessarily performed.

Customers should obtain and confirm the latest product information and specifications before final design, purchase, or use. EVVO makes no warranty, representation, or guarantee regarding the suitability of its products for any particular purpose, nor does EVVO assume any liability for application assistance or customer product design. EVVO does not warrant or accept any liability for products that are purchased or used for any unintended or unauthorized application.

EVVO products are not authorized for use as critical components in life support devices or systems without the express written approval of EVVOSEMI.

The EVVO logo and EVVOSEMI are trademarks of EVVOSEMI or its subsidiaries in relevant jurisdictions. EVVO reserves the right to make changes without further notice to any products herein.