

EVVOSEMI[®]

THINK CHANGE DO



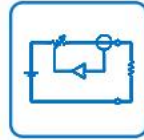
ESD



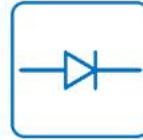
TVS



MOS



LDO



Diode



Sensor



DC-DC

Product Specification

▶ Domestic	Part Number	EVBAT54WA-SD
▶ Overseas	Part Number	BAT54WA
▶ Equivalent	Part Number	BAT54WA

"SD" means SOD-123

EV is the abbreviation of name EVVO

SCHOTTKY BARRIER RECTIFIERS

FEATURES

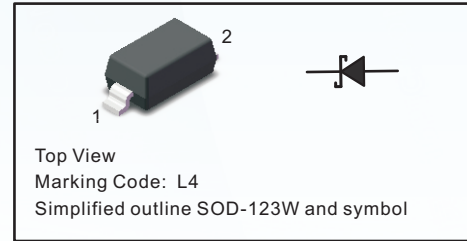
- Metal silicon junction, majority carrier conduction
- Guarding for overvoltage protection
- Low power loss, high efficiency
- High current capability
- low forward voltage drop
- High surge capability
- For use in low voltage, high frequency inverters, free wheeling, and polarity protection applications

MECHANICAL DATA

- Case: SOD-123W
- Terminals: Solderable per MIL-STD-750, Method 2026
- Approx. Weight: 16mg/0.00056oz

PINNING

PIN	DESCRIPTION
1	Cathode
2	Anode



Maximum Ratings and Electrical characteristics

Ratings at 25 °C ambient temperature unless otherwise specified.

Parameter	Symbols	BAT54WA	Units
Peak Repetitive Reverse Voltage	V_{RRM}	30	V
RMS reverse voltage	$V_{R(RMS)}$	21	V
Maximum Average Forward Current at Ta=25°C	I_O	0.2	A
Peak Forward Surge Current, 8.3ms single half sine-wave superimposed on rated load (JEDEC method)	I_{FSM}	0.6	A
Maximum Instantaneous Forward Voltage	V_F	0.32 @ $I_F=0.001A$ 1.0 @ $I_F=0.1A$	V
Maximum DC Reverse Current at Rated DC Blocking Voltage	I_R	2.0 @ $V_R=25V$	uA
Typical Thermal Resistance	$R_{\theta JA}$	610	°C/W
Typical Junction Capacitance at $V_R=0V$, $f=1MHz$	C_j	60	pF
Storage and Operating Junction Temperature Range	T_j, T_{stg}	-55 ~ +125	°C

NOTES:(1)P.C.B. mounted with 5*5mm copper pad areas.

Fig.1 Forward Current Derating Curve

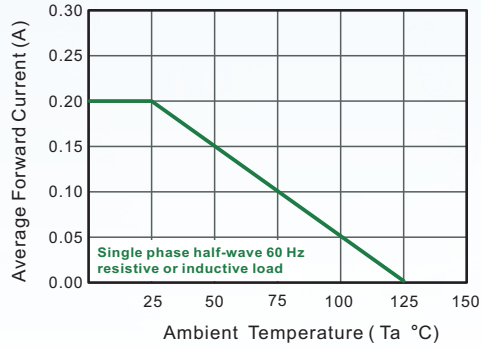


Fig.2 Typical Reverse Characteristics

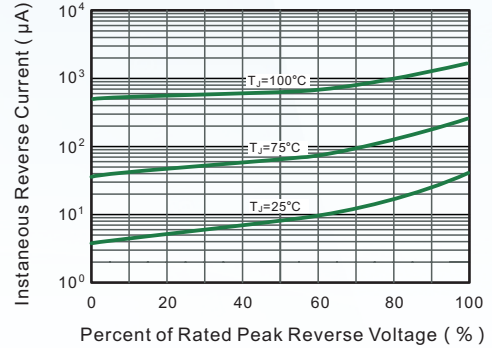


Fig.4 Typical Forward Characteristics

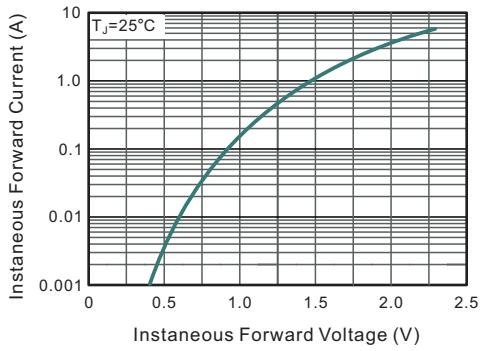


Fig.4 Typical Junction Capacitance

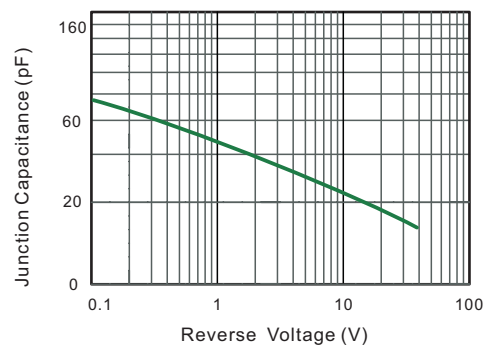
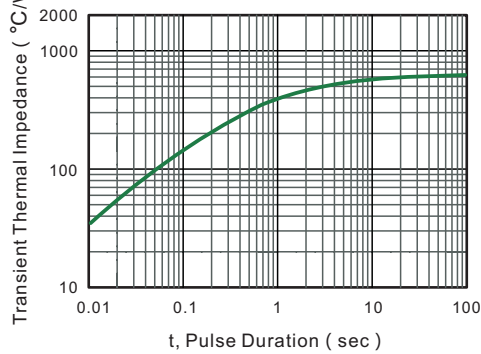


Fig.5 Typical Transient Thermal Impedance



PACKAGE OUTLINE

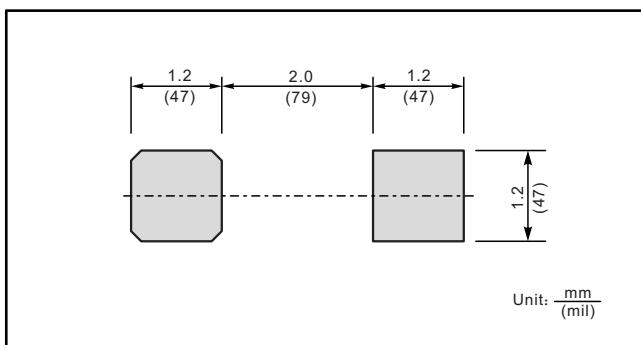
Plastic surface mounted package; 2 leads

SOD-123W

SOD-123W mechanical data

UNIT		A	C	D	E	E ₁	L ₁	b	A ₁	∠
mm	max	1.3	0.22	1.8	2.8	3.9	0.45	0.7	0.2	9°
	min	0.9	0.09	1.5	2.5	3.6	0.25	0.5	—	
mil	max	51	8.7	71	110	154	18	28	8	
	min	35	3.5	59	98	142	10	20	—	

The recommended mounting pad size



Marking

Type number	Marking code
BAT54WA	L4

Disclaimer

EVVOSEMI ("EVVO") reserves the right to make corrections, enhancements, improvements, and other changes to its products and services at any time, and to discontinue any product or service without notice.

EVVO warrants the performance of its hardware products to the specifications applicable at the time of sale in accordance with its standard warranty. Testing and other quality control techniques are used as deemed necessary by EVVO to support this warranty. Except where mandated by government requirements, testing of all parameters of each product is not necessarily performed.

Customers should obtain and confirm the latest product information and specifications before final design, purchase, or use. EVVO makes no warranty, representation, or guarantee regarding the suitability of its products for any particular purpose, nor does EVVO assume any liability for application assistance or customer product design. EVVO does not warrant or accept any liability for products that are purchased or used for any unintended or unauthorized application.

EVVO products are not authorized for use as critical components in life support devices or systems without the express written approval of EVVOSEMI.

The EVVO logo and EVVOSEMI are trademarks of EVVOSEMI or its subsidiaries in relevant jurisdictions. EVVO reserves the right to make changes without further notice to any products herein.