

EVVOSEMI[®]

THINK CHANGE DO



ESD



TVS



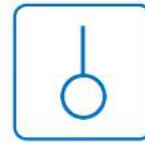
MOS



LDO



Diode



Sensor



DC-DC

Product Specification

▶ Domestic	Part Number	SD103AW THRU SD103CW
▶ Overseas	Part Number	SD103AW THRU SD103CW
▶ Equivalent	Part Number	SD103AW THRU SD103CW

EV is the abbreviation of name EVVO

Schottky Barrier Diode

FEATURES

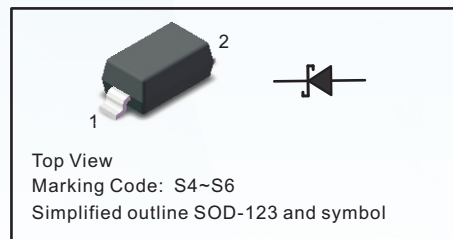
- Low Forward Voltage Drop
- Guard Ring Construction for Transient Protection
- Negligible Reverse Recovery Time
- Low Capacitance

MECHANICAL DATA

- Case: SOD-123
- Terminals: Solderable per MIL-STD-750, Method 2026
- Approx. Weight: 16mg/0.00056oz

PINNING

PIN	DESCRIPTION
1	Cathode
2	Anode



Maximum Ratings and Electrical characteristics

Ratings at 25 °C ambient temperature unless otherwise specified.

Parameter	Symbols	SD103AW	SD103BW	SD103CW	Units	
Peak Repetitive Reverse Voltage	V_{RRM}	40	30	20	V	
RMS reverse voltage	V_{RMS}	28	21	14	V	
Working Peak Reverse Voltage	V_{DC}	40	30	20	V	
Peak Forward Surge Current, 8.3ms single half sine-wave superimposed on rated load (JEDEC method)	I_{FSM}	13			A	
Maximum Instantaneous Forward Voltage	V_F	$I_F=20mA$			0.37	V
		$I_F=200mA$			0.60	
Power Dissipation	P_D	400			mW	
Reverse current	I_R	$V_R=30V$	5	–	–	uA
		$V_R=20V$	–	5	–	
		$V_R=10V$	–	–	5	
Thermal Resistance, Junction to Ambient Air	$R_{\theta JA}$	300			°C/W	
Reverse voltage	$V_{(BR)}$	SD103AW	40		V	
		SD103BW	30			
		SD103CW	20			
Reverse recovery time	t_{rr}	$I_F=I_R=200mA, I_{rr}=0.1 \times I_R, R_L=100\Omega$			ns	
Forward Continuous Current	I_{FM}	350			mA	
Total capacitance	C_{tot}	$V_R=0V, f=1MHz$			pF	
Junction temperature	T_j	125			°C	
Storage temperature	T_{stg}	-55 ~ +150			°C	

Fig.1 Power Derating Curve

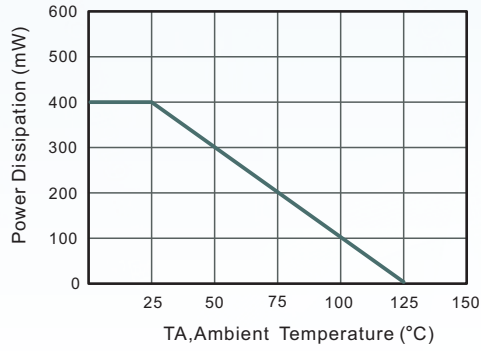


Fig.2 Typical Reverse Characteristics

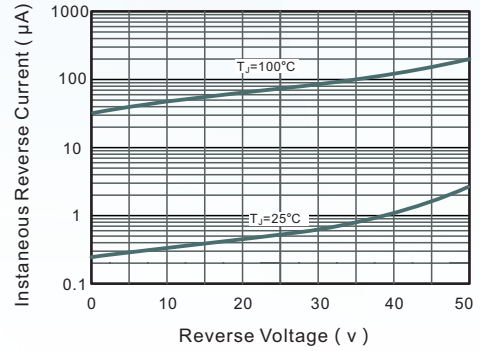


Fig.3 Forward Characteristics

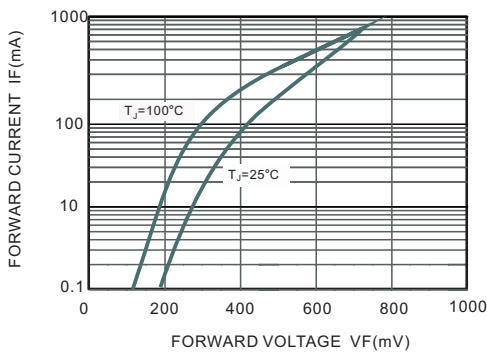


Fig.4 Maximum Non-Repetitive Peak Forward Surge Current

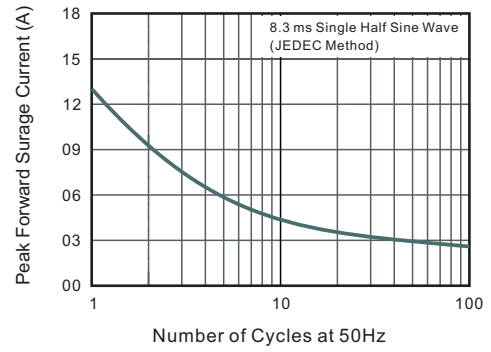


Fig.5 Typical Junction Capacitance

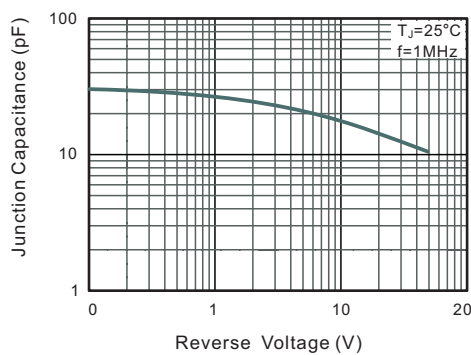
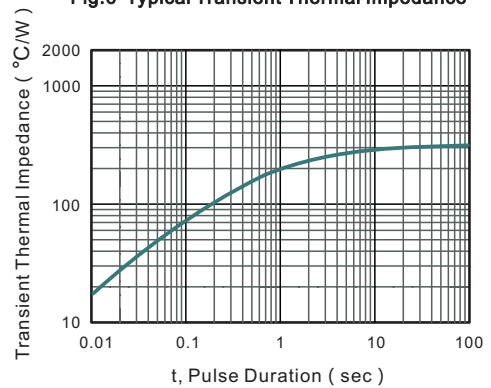


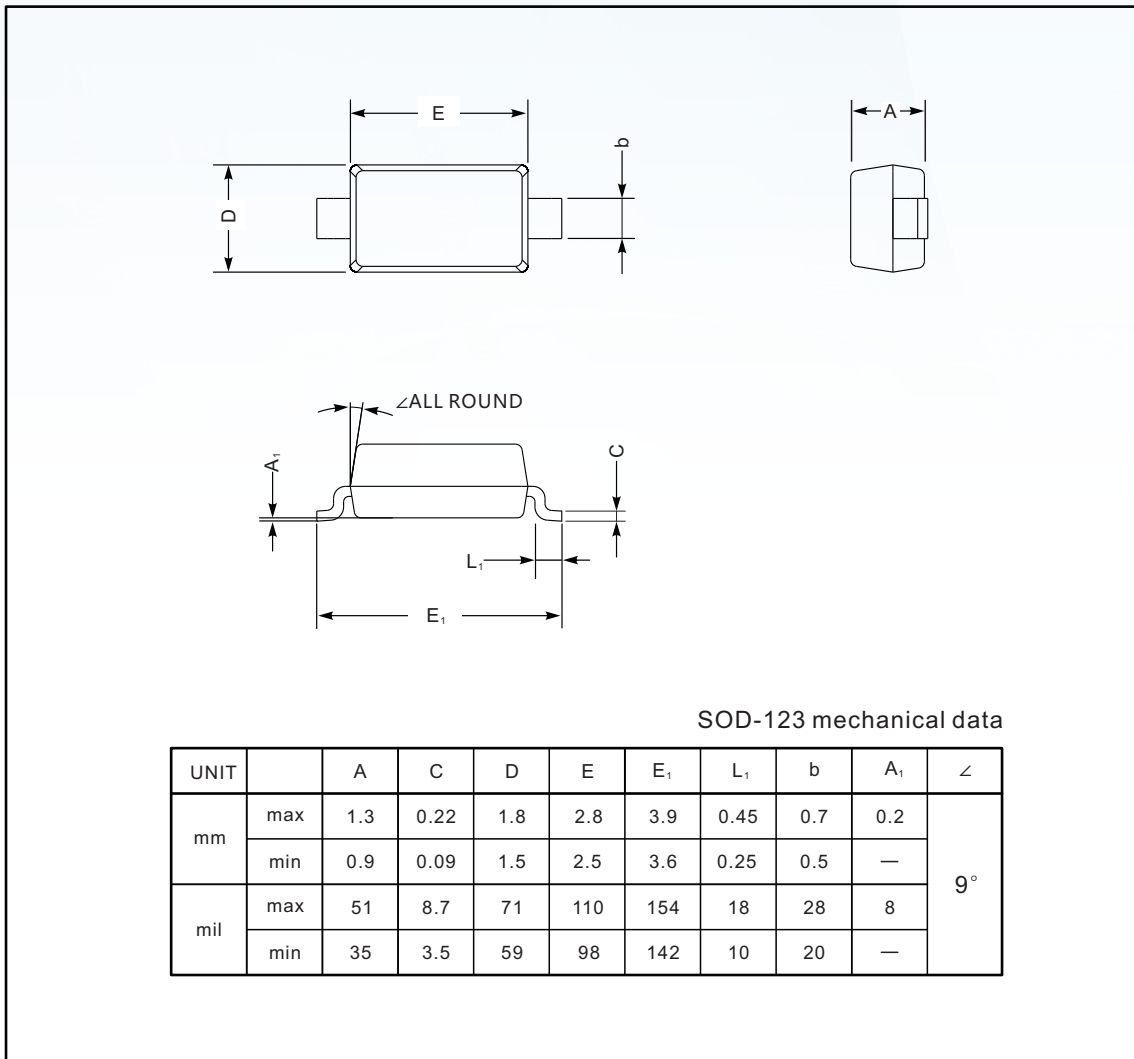
Fig.6 Typical Transient Thermal Impedance



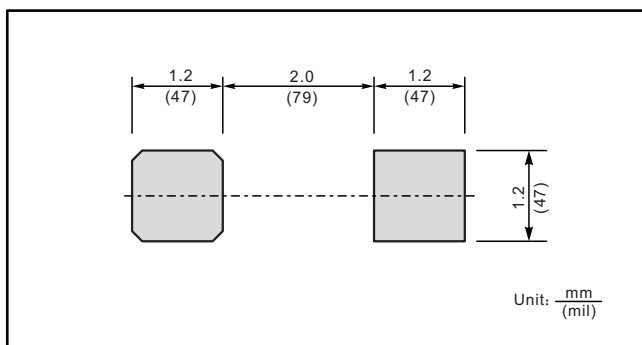
PACKAGE OUTLINE

Plastic surface mounted package; 2 leads

SOD-123



The recommended mounting pad size



Marking

Type number	Marking code
SD103AW	S4
SD103BW	S5
SD103CW	S6

Disclaimer

EVVOSEMI ("EVVO") reserves the right to make corrections, enhancements, improvements, and other changes to its products and services at any time, and to discontinue any product or service without notice.

EVVO warrants the performance of its hardware products to the specifications applicable at the time of sale in accordance with its standard warranty. Testing and other quality control techniques are used as deemed necessary by EVVO to support this warranty. Except where mandated by government requirements, testing of all parameters of each product is not necessarily performed.

Customers should obtain and confirm the latest product information and specifications before final design, purchase, or use. EVVO makes no warranty, representation, or guarantee regarding the suitability of its products for any particular purpose, nor does EVVO assume any liability for application assistance or customer product design. EVVO does not warrant or accept any liability for products that are purchased or used for any unintended or unauthorized application.

EVVO products are not authorized for use as critical components in life support devices or systems without the express written approval of EVVOSEMI.

The EVVO logo and EVVOSEMI are trademarks of EVVOSEMI or its subsidiaries in relevant jurisdictions. EVVO reserves the right to make changes without further notice to any products herein.