

# EVVOSEMI<sup>®</sup>

THINK CHANGE DO



ESD



TVS



MOS



LDO



Diode



Sensor



DC-DC

## Product Specification

▶ Domestic	Part Number	DB3/DC34/DB4/DB6
▶ Overseas	Part Number	DB3/DC34/DB4/DB6
▶ Equivalent	Part Number	DB3/DC34/DB4/DB6

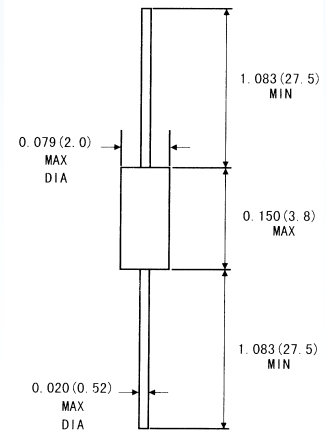
EV is the abbreviation of name EVVO

## FEATURES

The three layer,two terminal, axial lead, hermetically sealed diacs are designed specifically for triggering thyristors. They demonstrate low breakover current at breakover voltage as they withstand peak pulse current,The breakover symmetry is within three volts(DB3,DC34,DB4)or four volts(DB6).These diacs are intended for use in thyristors phase control, circuits for lamp dimming,universal motor speed control, and heat control.

JF's DB3/DC34/DB4/DB6 are bi-directional trigged diode designed to operate in conjunction with Triacs and SCR's

## DO-35(GLASS)



Dimensions in inches and (millimeters)

## ABSOLUTE RATINGS(LIMITING VALUES)

Symbols	Parameters		Value				Units
			DB3	DC34	DB4	DB6	
P <sub>c</sub>	Power Dissipation on Printed Circuit(L=10mm)	T <sub>A</sub> =50°C	150				mW
I <sub>TRM</sub>	Repetitive Peak in-state Current	tp=10u s F=100Hz	2.0	2.0	2.0	1.6	A
T <sub>STG</sub> /T <sub>J</sub>	Storage and Operating Junction Temperature		-40 to +125/-40 to 110				°C

## ELECTRCAL CHARACTERISTICS

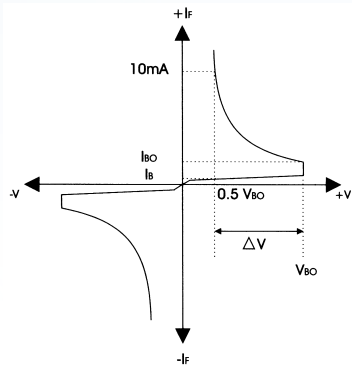
Symbols	Parameters	Test Conditions	Value				Units	
			DB3	DC34	DB4	DB6		
V <sub>BO</sub>	Breakover Voltage(Note 2)	c=22nF(Note 2) See diagram1	Min	28	30	35	56	V
			Typ	32	34	40	60	
			Max	36	38	45	70	
+V <sub>BO</sub>  -  -V <sub>BO</sub>	Breakover Voltage Symmetry	c=22nF(Note 2) See diagram1	Max	± 3		± 4	V	
± Δ V	Dynamic Breakover Voltage(Note 1)	Δ I=(I <sub>BO</sub> to I <sub>F</sub> =10mA) See diagram1	Min	5		10	V	
V <sub>O</sub>	Output Voltage(Note 1)	See diagram2	Min	5			V	
I <sub>BO</sub>	Breakover Current(Note 1)	c=22nF(Note 2)	Max	100			μ A	
t <sub>r</sub>	Rise Time(Note 1)	See Diagram 3	Typ	1.5			μ S	
I <sub>B</sub>	Leakage Current(Note 1)	V <sub>B</sub> =0.5 V <sub>BO</sub> max see diagram 1	Max	10			μ A	

Notes: 1. Electrical characteristics applicable in both forward and reverse directions.

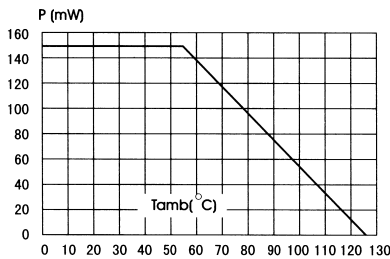
2. Connected in parallel with the devices.

**RATINGS AND CHARACTERISTIC CURVES DB3/DC34/DB4/DB6**

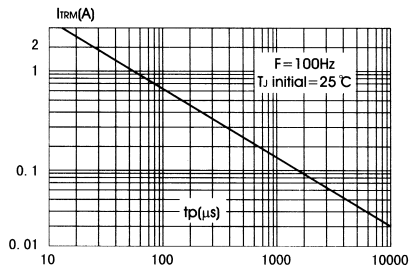
**DIAGRAM 1: Current-voltage characteristics**



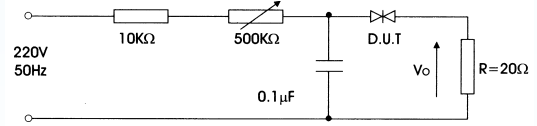
**FIG.1-Power dissipation versus ambient temperature(maximum values)**



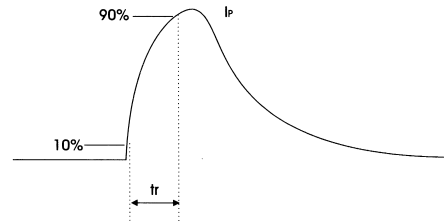
**FIG.3-Peak pulse current versus pulse duration (maximum values)**



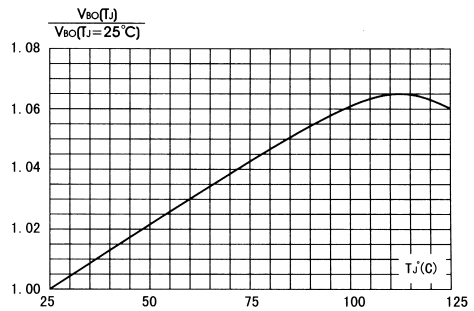
**DIAGRAM 2: Test circuit for output voltage**



**DIAGRAM 3: Test circuit see diagram2 adjust R for I<sub>p</sub>=0.5A**



**FIG.2-Relative variation of VBO versus junction temperature(typical values)**



## Disclaimer

EVVOSEMI ("EVVO") reserves the right to make corrections, enhancements, improvements, and other changes to its products and services at any time, and to discontinue any product or service without notice.

EVVO warrants the performance of its hardware products to the specifications applicable at the time of sale in accordance with its standard warranty. Testing and other quality control techniques are used as deemed necessary by EVVO to support this warranty. Except where mandated by government requirements, testing of all parameters of each product is not necessarily performed.

Customers should obtain and confirm the latest product information and specifications before final design, purchase, or use. EVVO makes no warranty, representation, or guarantee regarding the suitability of its products for any particular purpose, nor does EVVO assume any liability for application assistance or customer product design. EVVO does not warrant or accept any liability for products that are purchased or used for any unintended or unauthorized application.

EVVO products are not authorized for use as critical components in life support devices or systems without the express written approval of EVVOSEMI.

The EVVO logo and EVVOSEMI are trademarks of EVVOSEMI or its subsidiaries in relevant jurisdictions. EVVO reserves the right to make changes without further notice to any products herein.