

# EVVOSEMI<sup>®</sup>

THINK CHANGE DO



ESD



TVS



MOS



LDO



Diode



Sensor



DC-DC

## Product Specification

▶ Domestic	Part Number	DL4728A-DL4764A
▶ Overseas	Part Number	DL4728A-DL4764A
▶ Equivalent	Part Number	DL4728A-DL4764A

EV is the abbreviation of name EVVO

## Zener Diodes

## DL4728A-DL4764A

### Features

- ◇ Silicon planar power zener diodes
- ◇ For use in stabilizing and clipping circuits with high power rating.
- ◇ Standard zener voltage tolerance is  $\pm 10\%$ . Add suffix "A" for  $\pm 5\%$  tolerance. other zener voltage and tolerances are available upon request.

### Mechanical Data

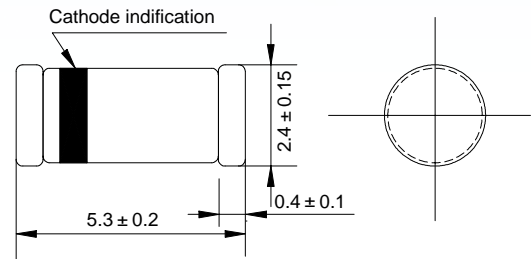
- ◇ Case: MELF, glass case
- ◇ Terminals: solderable per MIL-STD-202, method 208
- ◇ Polarity: cathode band
- ◇ Marking: type number
- ◇ Approx. weight: 0.25 grams.

### MAXIMUM RATINGS AND ELECTRICAL CHARACTERISTICS

Ratings at 25°C ambient temperature unless otherwise specified.

POWER DISSIPATION: 1.0 W

MELF



Dimensions in millimeters

	SYMBOL	VALUE	UNIT
Zener current (see Table "Characteristics")			
Power dissipation @ $T_{amb} \leq 50^\circ\text{C}$	$P_{Diss}$	1.0 <sup>1)</sup>	W
Z-current	$I_Z$	$P_V/V_Z$	mA
Junction temperature	$T_J$	175 <sup>1)</sup>	°C
Storage temperature range	$T_s$	-55---+175	°C
Junction ambient $l=9.5\text{mm}(3/8 \text{ "})$ , $T_L=\text{constant}$	$R_{ThJA}$	170	K/W

	SYMBOL	MIN	TYP	MAX	UNIT
Forward voltage at $I_F=200\text{mA}$	$V_F$	—	—	1.2	V

1)Valid provided that electrodes re kept at ambient temperature.

**ELECTRICAL CHARACTERISTICS** (TA=25°C)

Type	Nominal zener voltage 1)	Test current	Maximum dynamic impedance			Maximum reverse leakage current		Max surge current 8.3ms	Maximum regulator current 2)
	Vz@IzT	IzT	IzT@ZzT	Zzk@Izk	Izk	Ir	@VR	IR@Tamb=25°C	IzM@Tamb=50°C
	(V)	(mA)	(Ω)	(Ω)	(mA)	(μA)	(V)	(mA)	(mA)
DL4728A	3.3	76	10	400	1.0	100	1	1380	276
DL4729A	3.6	69	10	400	1.0	100	1	1260	252
DL4730A	3.9	64	9	400	1.0	50	1	1190	234
DL4731A	4.3	58	9	400	1.0	10	1	1070	217
DL4732A	4.7	53	8	500	1.0	10	1	970	193
DL4733A	5.1	49	7	550	1.0	10	1	890	178
DL4734A	5.6	45	5	600	1.0	10	2	810	462
DL4735A	6.2	41	2	700	1.0	10	3	730	146
DL4736A	6.8	37	3.5	700	1.0	10	4	660	133
DL4737A	7.5	34	4.0	700	0.5	10	5	605	121
DL4738A	8.2	31	4.5	700	0.5	10	6	550	110
DL4739A	9.1	28	5.0	700	0.5	10	7	500	100
DL4740A	10	25	7	700	0.25	10	7.6	454	91
DL4741A	11	23	8	700	0.25	5	8.4	414	83
DL4742A	12	21	9	700	0.25	5	9.1	380	76
DL4743A	13	19	10	700	0.25	5	9.9	344	69
DL4744A	15	17	14	700	0.25	5	11.4	304	61
DL4745A	16	15.5	16	700	0.25	5	12.2	285	57
DL4746A	18	14	20	750	0.25	5	13.7	250	50
DL4747A	20	12.5	22	750	0.25	5	15.2	225	45
DL4748A	22	11.5	23	750	0.25	5	16.7	205	41
DL4749A	24	10.5	25	750	0.25	5	18.2	190	38
DL4750A	27	9.5	35	750	0.25	5	20.6	170	34
DL4751A	30	8.5	40	1000	0.25	5	22.8	150	30
DL4752A	33	7.5	45	1000	0.25	5	25.1	135	27
DL4753A	36	7.0	50	1000	0.25	5	27.4	125	25
DL4754A	39	6.5	60	1000	0.25	5	29.7	115	23
DL4755A	43	6.0	70	1500	0.25	5	32.7	110	22
DL4756A	47	5.5	80	1500	0.25	5	35.8	95	19
DL4757A	51	5.0	95	1500	0.25	5	38.8	90	18
DL4758A	56	4.5	110	2000	0.25	5	42.6	80	16
DL4759A	62	4.0	125	2000	0.25	5	47.1	70	14
DL4760A	68	3.7	150	2000	0.25	5	51.7	65	13
DL4761A	75	3.3	175	2000	0.25	5	56.0	60	12
DL4762A	82	3.0	200	3000	0.25	5	62.2	55	11
DL4763A	91	2.8	250	3000	0.25	5	69.2	50	10
DL4764A	100	2.5	350	3000	0.25	5	79.0	45	9

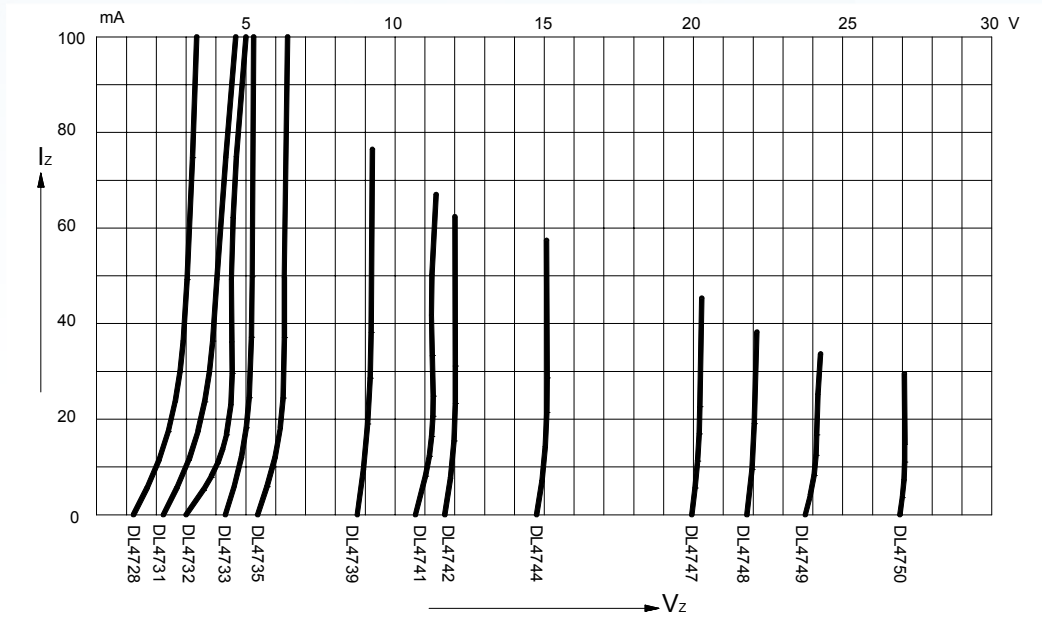
1)Based on dc\_measurement at thermal equilibrium while maintaining the lead temperature (TL) at 30°C+1°C,9.5mm(3/8")from the Diode body.

2)Valid provided that electrodes at a distance of 10 mm from case kept at ambient temperature.

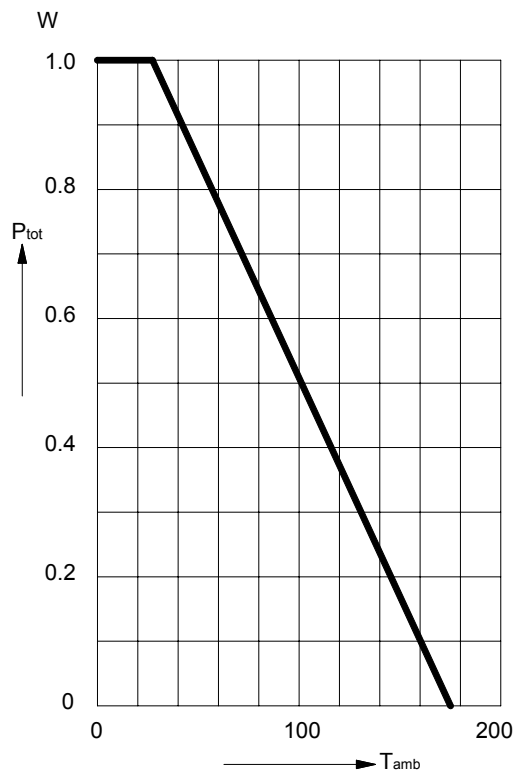
\*)Additional measurement of voltage group 9v 1 to 75 at 95% VZMIN ≤ 35nA at Tj25°C

## Ratings AND Characteristic Curves

**FIG.1 – BREAKDOWN CHARACTERISTICS**



**FIG.2 – ADMISSIBLE POWER DISSIPATION VERSUS AMBIENT TEMPERATURE**



## Disclaimer

EVVOSEMI ("EVVO") reserves the right to make corrections, enhancements, improvements, and other changes to its products and services at any time, and to discontinue any product or service without notice.

EVVO warrants the performance of its hardware products to the specifications applicable at the time of sale in accordance with its standard warranty. Testing and other quality control techniques are used as deemed necessary by EVVO to support this warranty. Except where mandated by government requirements, testing of all parameters of each product is not necessarily performed.

Customers should obtain and confirm the latest product information and specifications before final design, purchase, or use. EVVO makes no warranty, representation, or guarantee regarding the suitability of its products for any particular purpose, nor does EVVO assume any liability for application assistance or customer product design. EVVO does not warrant or accept any liability for products that are purchased or used for any unintended or unauthorized application.

EVVO products are not authorized for use as critical components in life support devices or systems without the express written approval of EVVOSEMI.

The EVVO logo and EVVOSEMI are trademarks of EVVOSEMI or its subsidiaries in relevant jurisdictions. EVVO reserves the right to make changes without further notice to any products herein.