

EVVOSEMI[®]

THINK CHANGE DO



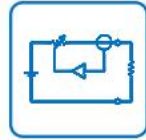
ESD



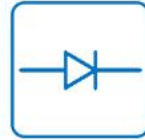
TVS



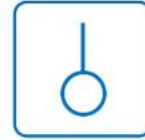
MOS



LDO



Diode



Sensor



DC-DC

Product Specification

▶ Domestic	Part Number	MLSEP05A-0402
▶ Overseas	Part Number	MLSEP05A-0402
▶ Equivalent	Part Number	MLSEP05A-0402

EV is the abbreviation of name EVVO

Description


This device is an ultra low capacitance PESD product designed to protect very high speed data interfaces. MLSEP05A-0402 has a typical capacitance of only 0.05pf (I/O to GND), and it can be used to meet the ESD immunity requirements of IEC 61000-4-2 (15KV air, 8KV contact discharge).



Case: 0402

Features

- ESD protection for high speed data lines to IEC61000-4-2
- ESD contact discharge typical 8KV, max 15KV
- ESD air discharge typical 15KV, max 25KV
- Multilayer structure
- Surface mount
- Extremely low capacitance
- Very low leakage current
- Fast response time
- Bi-directional ESD protection
- Lead free solder termination
- The best ESD protection for high frequency, low voltage applications



Schematic Diagram

Applications

- High Definition Multi-Media Interface (HDMI)
- Digital Visual Interface (DVI)
- Display Port Interface (DP)
- Unified Display Interface (UDI)
- Mobile Display Digital Interface (MDDI)
- Gigabit Ethernet
- USB2.0 and USB3.0
- IEEE1394 interface

Caution:

This component is designed for signal line protection only,
 Not intended to be used under bias, not for application with a power line.

Absolute Maximum Ratings

Parameter	Symbol	Value	Unit
Maximum Contact Discharge Voltage Per IEC61000-4-2	---	15KV	V
Maximum Air Discharge Voltage Per IEC61000-4-2	---	25KV	V
Maximum Operating Temperature	T _{OPER}	-40 to +90	°C
Maximum Storage Temperature	T _{STG}	-55 to +125	°C
Maximum Lead Temperature for Soldering During 10s	T _L	260	°C

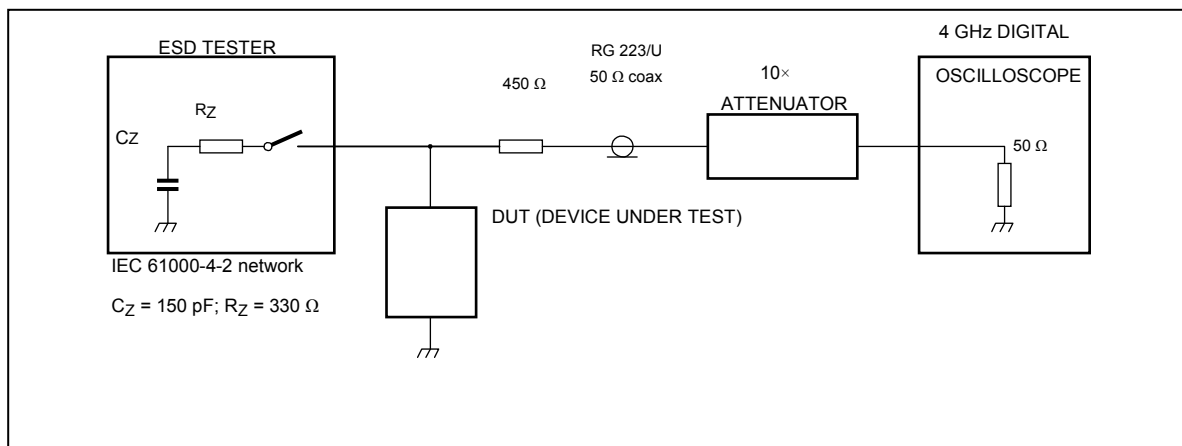
Electrical Characteristics (T_A=25°C)

Parameter	Symbol	Test Conditions	Min	Typ	Max	Units
Rated Voltage	V _R	---	---	---	5	V
Trigger Voltage	V _T	IEC61000-4-2 8KV contact discharge	---	300	---	V
Clamping Voltage	V _C	IEC61000-4-2 8KV contact discharge	---	35	---	V
Leakage Current	I _L	DC 5V shall be applied on component	---	0.10	100	nA
Capacitance	C _P	V _R = 0V, f = 1MHz	---	0.05	0.15	pF
ESD Pulse Withstand	Pulses	IEC61000-4-2 8KV contact discharge	100	---	---	---

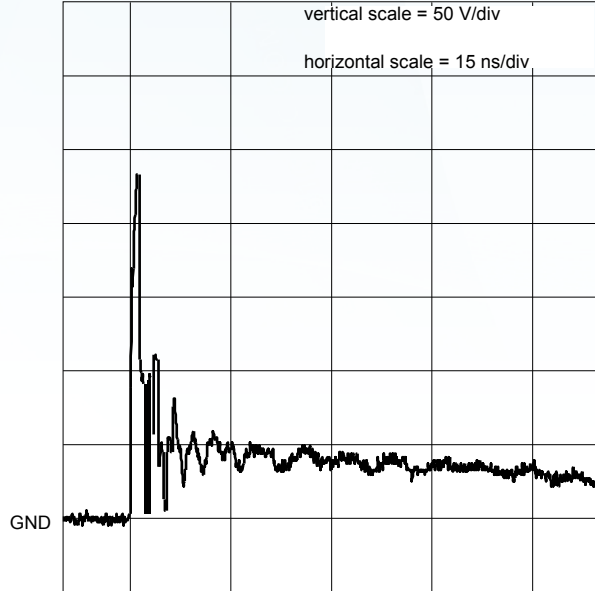
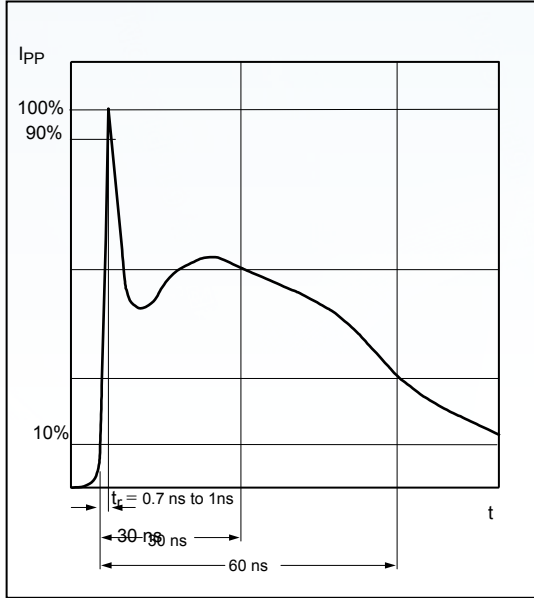
Note: 1 Trigger and clamping voltage are measured per IEC 61000-4-2, 8KV contact discharge method.

2 After reliability tests such as high temp storage, temp cycles, continuous ESD strike etc, the maximum leakage current is less than 10uA.

ESD Clamping Test

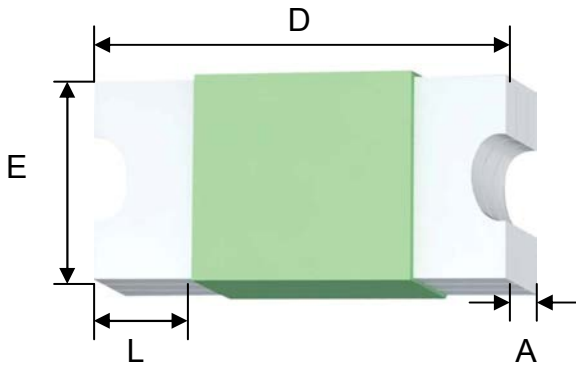


ESD Clamping Test Waveforms



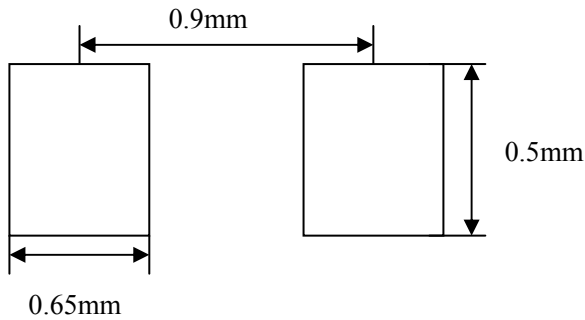
Product Dimensions

Case: 0402



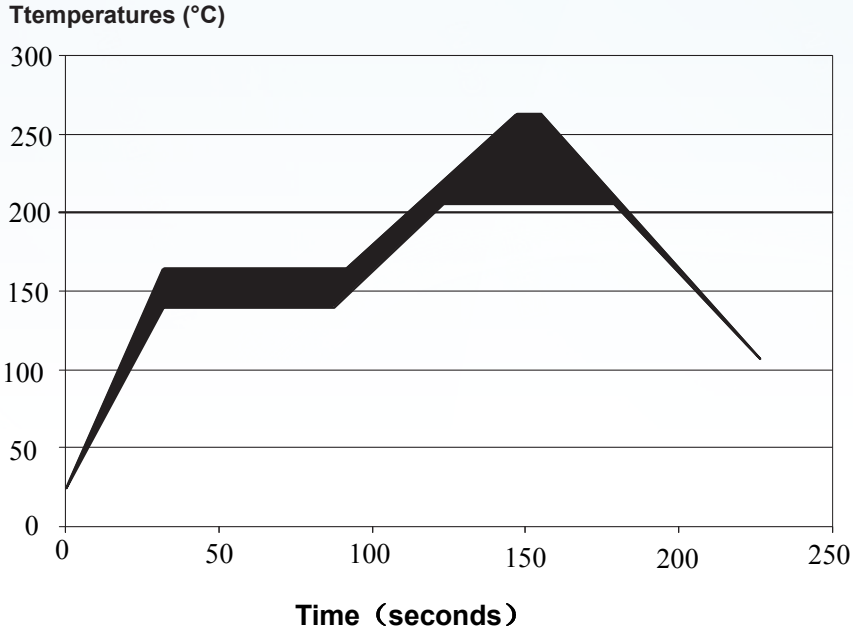
Dimension	Unit: Millimeters		
	Min	Typ	Max
D	0.90	1.05	1.20
E	0.45	0.55	0.65
L	0.15	0.25	0.35
A	0.25	0.36	0.45

PAD Dimensions

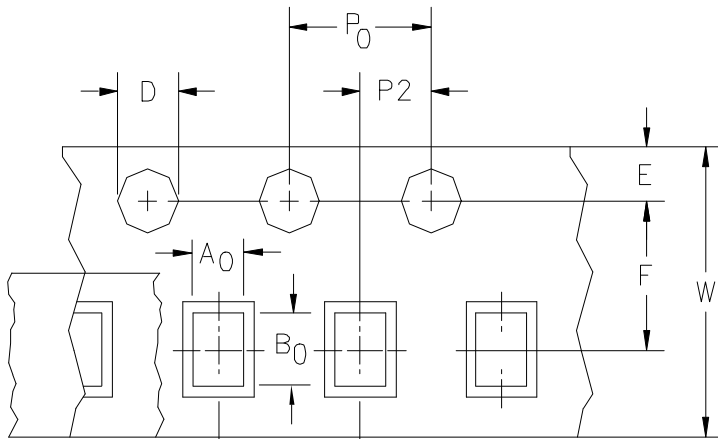


Solder thickness 0.15 to 0.2mm

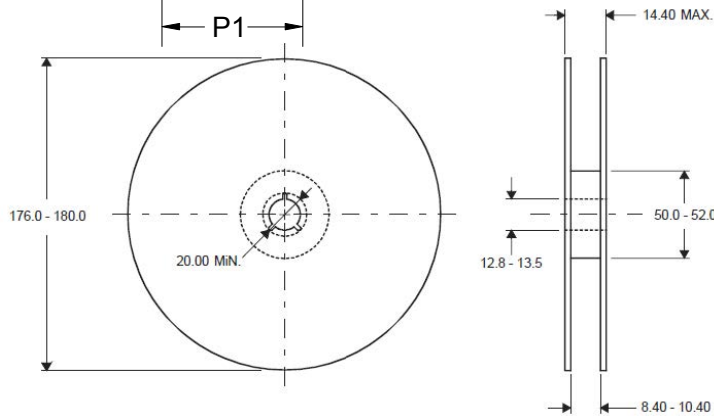
Solder Reflow Recommendations



Package Information



Dimension	Typical	Unit
A0	0.75	mm
B0	1.22	
D	1.55	
P0	4.00	
P1	2.00	
P2	2.00	
E	1.75	
F	3.50	
W	8.00	



DIMENSIONS ARE: MILLIMETERS

Disclaimer

EVVOSEMI ("EVVO") reserves the right to make corrections, enhancements, improvements, and other changes to its products and services at any time, and to discontinue any product or service without notice.

EVVO warrants the performance of its hardware products to the specifications applicable at the time of sale in accordance with its standard warranty. Testing and other quality control techniques are used as deemed necessary by EVVO to support this warranty. Except where mandated by government requirements, testing of all parameters of each product is not necessarily performed.

Customers should obtain and confirm the latest product information and specifications before final design, purchase, or use. EVVO makes no warranty, representation, or guarantee regarding the suitability of its products for any particular purpose, nor does EVVO assume any liability for application assistance or customer product design. EVVO does not warrant or accept any liability for products that are purchased or used for any unintended or unauthorized application.

EVVO products are not authorized for use as critical components in life support devices or systems without the express written approval of EVVOSEMI.

The EVVO logo and EVVOSEMI are trademarks of EVVOSEMI or its subsidiaries in relevant jurisdictions. EVVO reserves the right to make changes without further notice to any products herein.