

# EVVOSEMI<sup>®</sup>

THINK CHANGE DO



ESD



TVS



MOS



LDO



Diode



Sensor



DC-DC

## Product Specification

▶ Domestic	Part Number	EV2SA1015-X-S1
▶ Overseas	Part Number	2SA1015-X
▶ Equivalent	Part Number	2SA1015-X

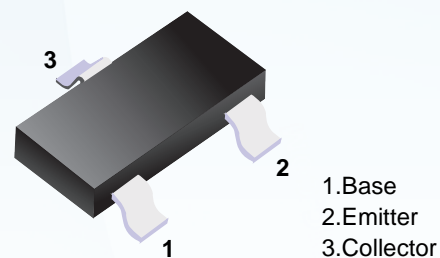
"S1" means SOT-23

EV is the abbreviation of name EVVO

## ■ PNP Transistors

### ■ Features

- High voltage and high current  
 $V_{CE0} = -50V(\text{min.}), I_C = -150mA(\text{max.})$
- Low noise:  $NF = 1dB(\text{Typ.})$  at  $f = 1KHz$



■ Simplified outline(SOT-23)

### ■ Absolute Maximum Ratings $T_a = 25^\circ C$

Parameter	Symbol	Rating	Unit
Collector-Base Voltage	$V_{CBO}$	-50	V
Collector-Emitter Voltage	$V_{CEO}$	-50	V
Emitter-Base Voltage	$V_{EBO}$	-5	V
Collector Current -Continuous	$I_C$	-150	mA
Collector Power Dissipation	$P_C$	200	mW
Junction Temperature	$T_J$	150	$^\circ C$
Storage Temperature	$T_{stg}$	-55 to 150	$^\circ C$

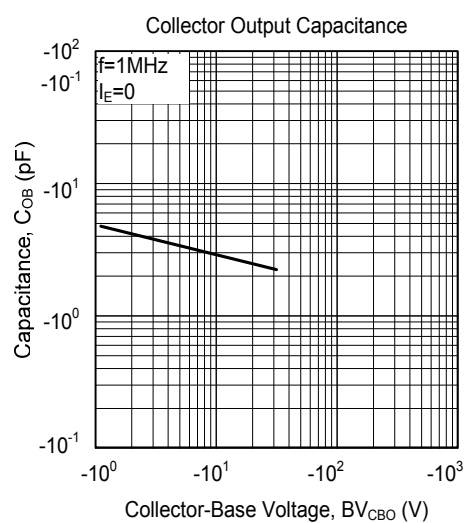
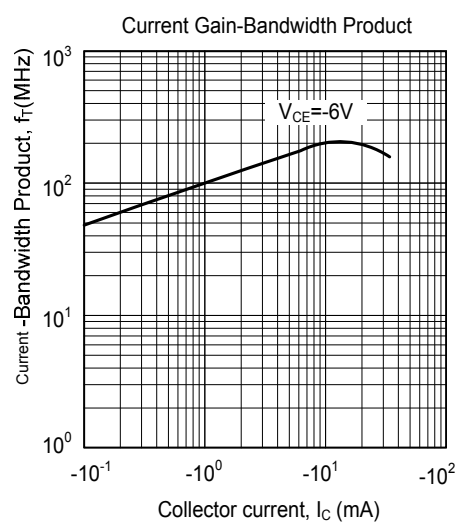
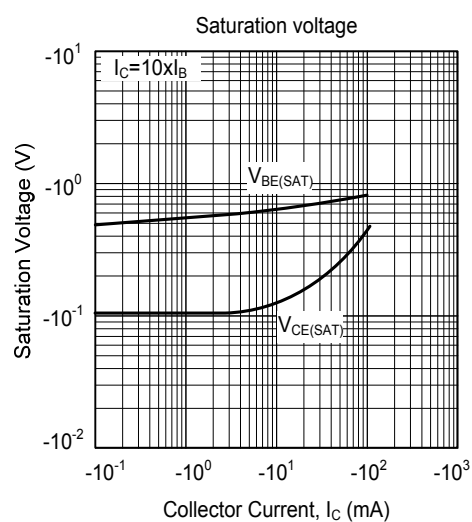
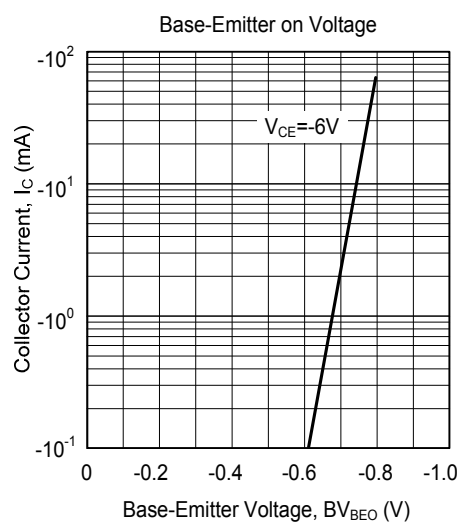
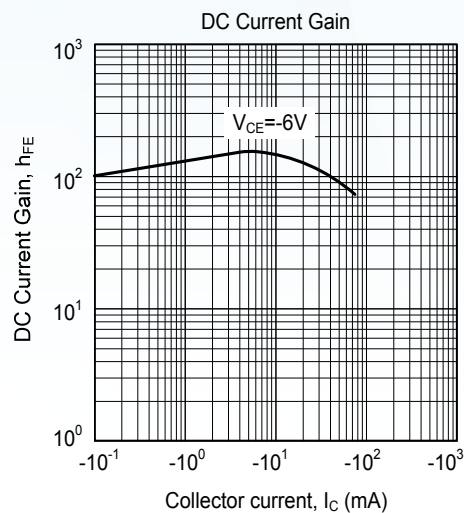
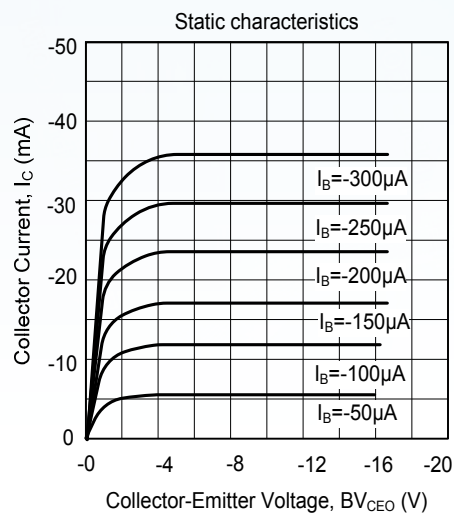
### ■ Electrical Characteristics $T_a = 25^\circ C$

Parameter	Symbol	Testconditions	Min	Typ	Max	Unit
Collector-base breakdown voltage	$V_{CBO}$	$I_C = -100 \mu A, I_E = 0$	-50			V
Collector-emitter breakdown voltage	$V_{CEO}$	$I_C = -0.1mA, I_B = 0$	-50			V
Emitter-base breakdown voltage	$V_{EBO}$	$I_E = -100 \mu A, I_C = 0$	-5			V
Collector cut-off current	$I_{CBO}$	$V_{CB} = -50V, I_E = 0$			-0.1	$\mu A$
Collector cut-off current	$I_{CEO}$	$V_{CE} = -50V, I_B = 0$			-0.1	$\mu A$
Emitter cut-off current	$I_{EBO}$	$V_{EB} = -5V, I_C = 0$			-0.1	$\mu A$
DC current gain	$h_{FE}$	$V_{CE} = -6V, I_C = -2mA$	130		400	
Collector-emitter saturation voltage	$V_{CE(sat)}$	$I_C = -100mA, I_B = -10mA$			-0.3	V
Base-emitter saturation voltage	$V_{BE(sat)}$	$I_C = -100mA, I_B = -10mA$			-1.1	V
Transition frequency	$f_T$	$V_{CE} = -10V, I_C = -1mA, f = 30MHz$	80			MHz

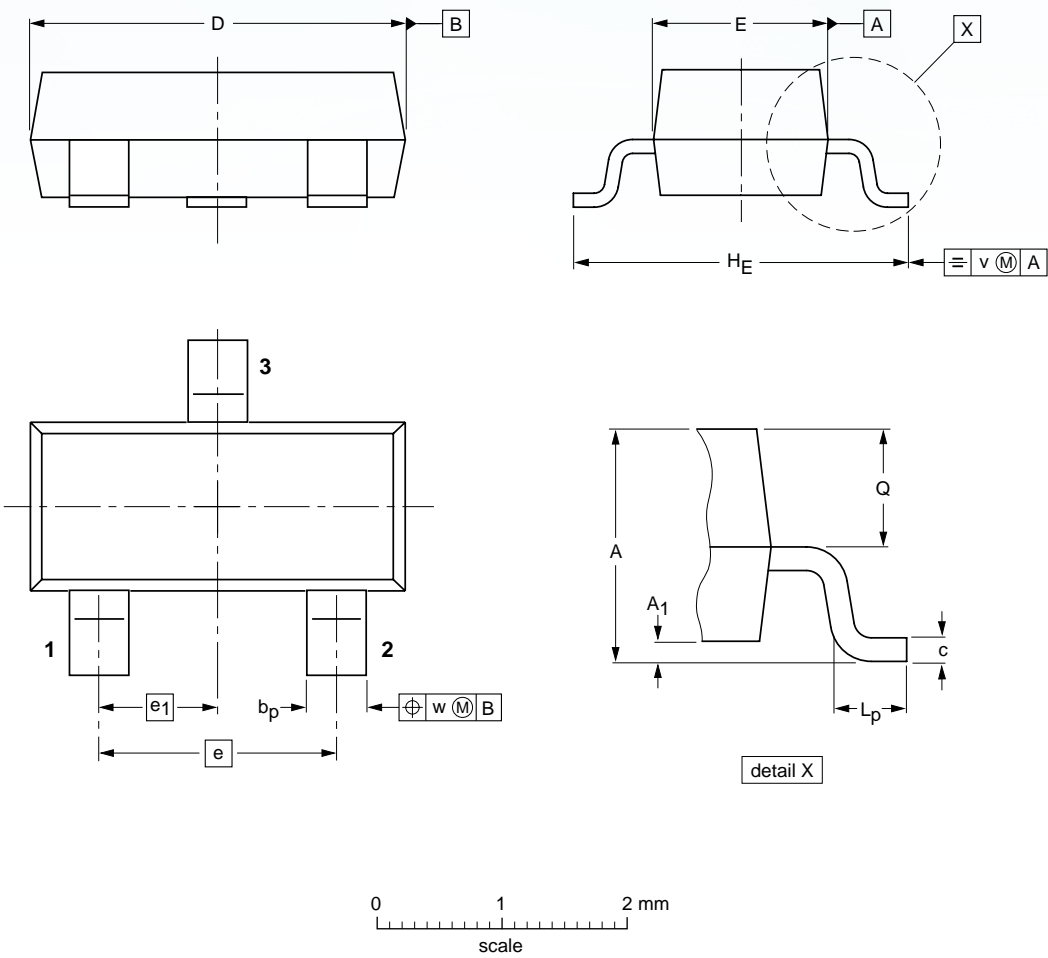
### ■ $h_{FE}$ Classification

Type	EV2SA1015-L-S1	EV2SA1015-H-S1
Range	130-200	200-400
Marking	BAL	BA

# Typical Characteristics



■ SOT-23



DIMENSIONS (mm are the original dimensions)

UNIT	A	A <sub>1</sub> max.	b <sub>p</sub>	c	D	E	e	e <sub>1</sub>	H <sub>E</sub>	L <sub>p</sub>	Q	v	w
mm	1.1 0.9	0.1	0.48 0.38	0.15 0.09	3.0 2.8	1.4 1.2	1.9	0.95	2.5 2.1	0.45 0.15	0.55 0.45	0.2	0.1

## Disclaimer

EVVOSEMI ("EVVO") reserves the right to make corrections, enhancements, improvements, and other changes to its products and services at any time, and to discontinue any product or service without notice.

EVVO warrants the performance of its hardware products to the specifications applicable at the time of sale in accordance with its standard warranty. Testing and other quality control techniques are used as deemed necessary by EVVO to support this warranty. Except where mandated by government requirements, testing of all parameters of each product is not necessarily performed.

Customers should obtain and confirm the latest product information and specifications before final design, purchase, or use. EVVO makes no warranty, representation, or guarantee regarding the suitability of its products for any particular purpose, nor does EVVO assume any liability for application assistance or customer product design. EVVO does not warrant or accept any liability for products that are purchased or used for any unintended or unauthorized application.

EVVO products are not authorized for use as critical components in life support devices or systems without the express written approval of EVVOSEMI.

The EVVO logo and EVVOSEMI are trademarks of EVVOSEMI or its subsidiaries in relevant jurisdictions. EVVO reserves the right to make changes without further notice to any products herein.